



INSTITUTO TECNOLOGICO SUPERIOR DE TLATLAUQUITEPEC
PUEBLA

Estado de Origen y Aplicacion de Recursos

Del 01/ene/2018 al 31/dic/2018

Usu supervisor

Rep rptEstadoOrigenAplicacion

ORIGEN DE LOS RECURSOS

| | |
|---|------------------------|
| INGRESOS POR VENTA DE BIENES Y SERVICIOS | \$925,571.18 |
| TRANSFERENCIAS, ASIGNACIONES, SUBSIDIOS Y OTRAS / | \$20,786,220.00 |
| OTROS INGRESOS Y BENEFICIOS VARIOS | \$36,996.99 |
| Disminuciones del Activo | \$29,173,318.65 |
| Incrementos del Pasivo | \$27,623,437.73 |
| Incrementos del Patrimonio | \$9,158,060.18 |
| TOTAL ORIGEN | \$87,703,604.73 |

APLICACIÓN DE LOS RECURSOS

| | |
|------------------------------|------------------------|
| SERVICIOS PERSONALES | \$16,701,222.03 |
| MATERIALES Y SUMINISTROS | \$1,231,672.03 |
| SERVICIOS GENERALES | \$3,973,575.38 |
| AYUDAS SOCIALES | \$45,228.40 |
| Incrementos del Activo | \$29,173,318.65 |
| Disminuciones del Pasivo | \$27,623,437.73 |
| Disminuciones del Patrimonio | \$9,158,060.18 |
| TOTAL APLICACIÓN | \$87,906,514.40 |


ING. OCTAVIO BENAVIDES MANZANO

DIRECTOR GENERAL


M.A. CLAUDIA HERNANDEZ MENDEZ

DEPARTAMENTO DE SERVICIOS ADMINISTRATIVOS



Usr: supervisor
Rpt: rptEstadoPresupuestoEgresos_FF

INSTITUTO TECNOLÓGICO SUPERIOR DE TLATLAUQUITEPEC PUEBLA

Estado del Ejercicio del Presupuesto por Fuente de Financiamiento Al 31/dic/2018

| Fuente de Financiamiento Objeto del Gasto | Aprobado | Ampliaciones / (Reducciones) | Presupuesto Vigente | Comprometido | Presupuesto Disponible para Comprometer | Devengado | Comprometido No Devengado | Presupuesto Sin Devengar | Ejercido | Pagado | Cuentas por Pagar Deuda |
|---|--------------------|---------------------------------|------------------------|---------------------|---|---------------------|------------------------------|-----------------------------|---------------------|---------------------|-------------------------------|
| 0002 INGRESOS PROPIOS | | | | | | | | | | | |
| 2000 MATERIALES Y SUMINISTRO | \$0.00 | \$15,012.70 | \$15,012.70 | \$1,501.20 | \$13,511.50 | \$1,501.20 | \$0.00 | \$13,511.50 | \$1,501.20 | \$1,501.20 | \$0.00 |
| 2200 ALIMENTOS Y UTENSILIOS | \$0.00 | \$1,920.00 | \$1,920.00 | \$358.50 | \$1,561.50 | \$358.50 | \$0.00 | \$1,561.50 | \$358.50 | \$358.50 | \$0.00 |
| 2210 Productos alimenticios para personas | \$0.00 | \$1,920.00 | \$1,920.00 | \$358.50 | \$1,561.50 | \$358.50 | \$0.00 | \$1,561.50 | \$358.50 | \$358.50 | \$0.00 |
| 2211 Alimentos para el personal institucional | \$0.00 | \$1,920.00 | \$1,920.00 | \$358.50 | \$1,561.50 | \$358.50 | \$0.00 | \$1,561.50 | \$358.50 | \$358.50 | \$0.00 |
| 2500 Productos químicos, farmacéuticos y de laboratorio | \$0.00 | \$4,000.00 | \$4,000.00 | \$0.00 | \$4,000.00 | \$0.00 | \$0.00 | \$4,000.00 | \$0.00 | \$0.00 | \$0.00 |
| 2550 Materiales, accesorios y suministros de laboratorio | \$0.00 | \$4,000.00 | \$4,000.00 | \$0.00 | \$4,000.00 | \$0.00 | \$0.00 | \$4,000.00 | \$0.00 | \$0.00 | \$0.00 |
| 2551 Materiales, suministros e instrumentos menores de labora | \$0.00 | \$4,000.00 | \$4,000.00 | \$0.00 | \$4,000.00 | \$0.00 | \$0.00 | \$4,000.00 | \$0.00 | \$0.00 | \$0.00 |
| 2600 COMBUSTIBLES, LUBRICANTES Y ADITIVOS | \$0.00 | \$9,092.70 | \$9,092.70 | \$1,142.70 | \$7,950.00 | \$1,142.70 | \$0.00 | \$7,950.00 | \$1,142.70 | \$1,142.70 | \$0.00 |
| 2610 Combustibles, lubricantes y aditivos | \$0.00 | \$9,092.70 | \$9,092.70 | \$1,142.70 | \$7,950.00 | \$1,142.70 | \$0.00 | \$7,950.00 | \$1,142.70 | \$1,142.70 | \$0.00 |
| 2611 Combustibles | \$0.00 | \$9,092.70 | \$9,092.70 | \$1,142.70 | \$7,950.00 | \$1,142.70 | \$0.00 | \$7,950.00 | \$1,142.70 | \$1,142.70 | \$0.00 |
| 3000 SERVICIOS GENERALES | \$64,800.00 | \$333,752.74 | \$398,552.74 | \$362,987.09 | \$35,565.65 | \$362,987.09 | \$0.00 | \$35,565.65 | \$362,987.09 | \$362,987.09 | \$0.00 |
| 3300 SERVICIOS PROFESIONALES, CIENTÍFICOS, TÉCNIC | \$64,800.00 | \$196,055.64 | \$260,855.64 | \$235,265.53 | \$25,590.11 | \$235,265.53 | \$0.00 | \$25,590.11 | \$235,265.53 | \$235,265.53 | \$0.00 |
| 3330 Servicios de consultoría administrativa, procesos, técnica | \$0.00 | \$85,540.20 | \$85,540.20 | \$71,599.99 | \$13,940.21 | \$71,599.99 | \$0.00 | \$13,940.21 | \$71,599.99 | \$71,599.99 | \$0.00 |
| 3331 Servicios de consultoría administrativa y científica | \$0.00 | \$85,540.20 | \$85,540.20 | \$71,599.99 | \$13,940.21 | \$71,599.99 | \$0.00 | \$13,940.21 | \$71,599.99 | \$71,599.99 | \$0.00 |
| 3340 Servicios de capacitación | \$0.00 | \$20,000.00 | \$20,000.00 | \$20,000.00 | \$0.00 | \$20,000.00 | \$0.00 | \$0.00 | \$20,000.00 | \$20,000.00 | \$0.00 |
| 3341 Servicios de capacitación | \$0.00 | \$20,000.00 | \$20,000.00 | \$20,000.00 | \$0.00 | \$20,000.00 | \$0.00 | \$0.00 | \$20,000.00 | \$20,000.00 | \$0.00 |
| 3390 Servicios profesionales, científicos y técnicos integrales | \$64,800.00 | \$90,515.44 | \$155,315.44 | \$143,665.54 | \$11,649.90 | \$143,665.54 | \$0.00 | \$11,649.90 | \$143,665.54 | \$143,665.54 | \$0.00 |
| 3391 Servicios profesionales, científicos y técnicos integrales | \$64,800.00 | \$90,515.44 | \$155,315.44 | \$143,665.54 | \$11,649.90 | \$143,665.54 | \$0.00 | \$11,649.90 | \$143,665.54 | \$143,665.54 | \$0.00 |
| 3700 Servicios de traslados y viáticos | \$0.00 | \$98.00 | \$98.00 | \$0.00 | \$98.00 | \$0.00 | \$0.00 | \$98.00 | \$0.00 | \$0.00 | \$0.00 |
| 3750 Viáticos en el país | \$0.00 | \$98.00 | \$98.00 | \$0.00 | \$98.00 | \$0.00 | \$0.00 | \$98.00 | \$0.00 | \$0.00 | \$0.00 |
| 3751 Viáticos en el país | \$0.00 | \$98.00 | \$98.00 | \$0.00 | \$98.00 | \$0.00 | \$0.00 | \$98.00 | \$0.00 | \$0.00 | \$0.00 |
| 3800 SERVICIOS OFICIALES | \$0.00 | \$126,458.10 | \$126,458.10 | \$126,458.92 | \$6,995.18 | \$126,458.92 | \$0.00 | \$6,995.18 | \$126,458.92 | \$126,458.92 | \$0.00 |
| 3820 Gastos de orden social y cultural | \$0.00 | \$126,458.10 | \$126,458.10 | \$126,458.92 | \$6,995.18 | \$126,458.92 | \$0.00 | \$6,995.18 | \$126,458.92 | \$126,458.92 | \$0.00 |
| 3821 Gastos de orden social y cultural | \$0.00 | \$126,458.10 | \$126,458.10 | \$126,458.92 | \$6,995.18 | \$126,458.92 | \$0.00 | \$6,995.18 | \$126,458.92 | \$126,458.92 | \$0.00 |
| 3900 OTROS SERVICIOS GENERALES | \$0.00 | \$4,145.00 | \$4,145.00 | \$1,262.64 | \$2,882.36 | \$1,262.64 | \$0.00 | \$2,882.36 | \$1,262.64 | \$1,262.64 | \$0.00 |
| 3920 Impuestos y derechos | \$0.00 | \$4,145.00 | \$4,145.00 | \$1,262.64 | \$2,882.36 | \$1,262.64 | \$0.00 | \$2,882.36 | \$1,262.64 | \$1,262.64 | \$0.00 |
| 3921 Impuestos y derechos | \$0.00 | \$4,145.00 | \$4,145.00 | \$1,262.64 | \$2,882.36 | \$1,262.64 | \$0.00 | \$2,882.36 | \$1,262.64 | \$1,262.64 | \$0.00 |
| INGRESOS PROPIOS | \$64,800.00 | \$333,752.74 | \$398,552.74 | \$362,987.09 | \$35,565.65 | \$362,987.09 | \$0.00 | \$35,565.65 | \$362,987.09 | \$362,987.09 | \$0.00 |



Usr: supervisor
Rpt: rptEstadoPresupuestoEgresos_FF

INSTITUTO TECNOLÓGICO SUPERIOR DE TLATLAUQUITEPEC PUEBLA

Estado del Ejercicio del Presupuesto por Fuente de Financiamiento Al 31/dic/2018

| Fuente de Financiamiento Objeto del Gasto | Aprobado | Ampliaciones / (Reducciones) | Presupuesto Vigente | Comprometido | Presupuesto Disponible para Comprometer | Devengado | Comprometido No Devengado | Presupuesto Sin Devengar | Ejercido | Pagado | Cuentas por Pagar Deuda |
|---|---------------------|---------------------------------|------------------------|-----------------------|---|-----------------------|------------------------------|-----------------------------|-----------------------|-----------------------|-------------------------------|
| 0004 CAPTACIÓN DE DERECHOS | | | | | | | | | | | |
| 2000 MATERIALES Y SUMINISTRO | \$0.00 | \$188,012.93 | \$188,012.93 | \$188,012.93 | \$0.00 | \$188,012.93 | \$0.00 | \$0.00 | \$188,012.93 | \$188,012.93 | \$0.00 |
| 2100 Materiales de administración, emisión de documentos y af | \$0.00 | \$175,721.43 | \$175,721.43 | \$175,721.43 | \$0.00 | \$175,721.43 | \$0.00 | \$0.00 | \$175,721.43 | \$175,721.43 | \$0.00 |
| 2140 Materiales útiles y equipos menores de tecnologías de la | \$0.00 | \$175,721.43 | \$175,721.43 | \$175,721.43 | \$0.00 | \$175,721.43 | \$0.00 | \$0.00 | \$175,721.43 | \$175,721.43 | \$0.00 |
| 2142 Útiles y equipos menores de tecnología de la información | \$0.00 | \$175,721.43 | \$175,721.43 | \$175,721.43 | \$0.00 | \$175,721.43 | \$0.00 | \$0.00 | \$175,721.43 | \$175,721.43 | \$0.00 |
| 2900 HERRAMIENTAS, REFACCIONES Y ACCESORIOS MEN | \$0.00 | \$12,291.50 | \$12,291.50 | \$12,291.50 | \$0.00 | \$12,291.50 | \$0.00 | \$0.00 | \$12,291.50 | \$12,291.50 | \$0.00 |
| 2940 Refacciones y accesorios menores de equipo de cómput | \$0.00 | \$12,291.50 | \$12,291.50 | \$12,291.50 | \$0.00 | \$12,291.50 | \$0.00 | \$0.00 | \$12,291.50 | \$12,291.50 | \$0.00 |
| 2941 Refacciones y accesorios menores para equipo de cómput | \$0.00 | \$12,291.50 | \$12,291.50 | \$12,291.50 | \$0.00 | \$12,291.50 | \$0.00 | \$0.00 | \$12,291.50 | \$12,291.50 | \$0.00 |
| 3000 SERVICIOS GENERALES | \$938,886.00 | -\$92,944.35 | \$1,031,830.35 | \$1,031,830.35 | \$0.00 | \$1,031,830.35 | \$0.00 | \$0.00 | \$1,031,830.35 | \$1,031,830.35 | \$0.00 |
| 3100 SERVICIOS BÁSICOS | \$240,000.00 | -\$40,000.00 | \$200,000.00 | \$200,000.00 | \$0.00 | \$200,000.00 | \$0.00 | \$0.00 | \$200,000.00 | \$200,000.00 | \$0.00 |
| 3170 Servicios de acceso a Internet, redes y procesamiento de | \$240,000.00 | -\$40,000.00 | \$200,000.00 | \$200,000.00 | \$0.00 | \$200,000.00 | \$0.00 | \$0.00 | \$200,000.00 | \$200,000.00 | \$0.00 |
| 3171 Servicio de internet y redes | \$240,000.00 | -\$40,000.00 | \$200,000.00 | \$200,000.00 | \$0.00 | \$200,000.00 | \$0.00 | \$0.00 | \$200,000.00 | \$200,000.00 | \$0.00 |
| 3300 SERVICIOS PROFESIONALES, CIENTÍFICOS, TÉCNICOS | \$355,653.00 | -\$126,393.00 | \$229,260.00 | \$229,260.00 | \$0.00 | \$229,260.00 | \$0.00 | \$0.00 | \$229,260.00 | \$229,260.00 | \$0.00 |
| 3343 Servicios de capacitación | \$0.00 | \$17,400.00 | \$17,400.00 | \$17,400.00 | \$0.00 | \$17,400.00 | \$0.00 | \$0.00 | \$17,400.00 | \$17,400.00 | \$0.00 |
| 3341 Servicios de capacitación | \$0.00 | \$17,400.00 | \$17,400.00 | \$17,400.00 | \$0.00 | \$17,400.00 | \$0.00 | \$0.00 | \$17,400.00 | \$17,400.00 | \$0.00 |
| 3380 Servicios de vigilancia | \$355,653.00 | -\$143,793.00 | \$211,860.00 | \$211,860.00 | \$0.00 | \$211,860.00 | \$0.00 | \$0.00 | \$211,860.00 | \$211,860.00 | \$0.00 |
| 3381 Servicios de vigilancia | \$355,653.00 | -\$143,793.00 | \$211,860.00 | \$211,860.00 | \$0.00 | \$211,860.00 | \$0.00 | \$0.00 | \$211,860.00 | \$211,860.00 | \$0.00 |
| 3400 SERVICIOS FINANCIEROS, BANCARIOS Y COMERCIAL | \$0.00 | \$129.92 | \$129.92 | \$129.92 | \$0.00 | \$129.92 | \$0.00 | \$0.00 | \$129.92 | \$129.92 | \$0.00 |
| 3410 Servicios financieros y bancarios | \$0.00 | \$129.92 | \$129.92 | \$129.92 | \$0.00 | \$129.92 | \$0.00 | \$0.00 | \$129.92 | \$129.92 | \$0.00 |
| 3411 Servicios financieros y bancarios | \$0.00 | \$129.92 | \$129.92 | \$129.92 | \$0.00 | \$129.92 | \$0.00 | \$0.00 | \$129.92 | \$129.92 | \$0.00 |
| 3500 SERVICIOS DE INSTALACIÓN, REPARACIÓN, MANTEN | \$0.00 | \$386,204.43 | \$386,204.43 | \$386,204.43 | \$0.00 | \$386,204.43 | \$0.00 | \$0.00 | \$386,204.43 | \$386,204.43 | \$0.00 |
| 3520 Instalación, reparación y mantenimiento de mobiliario y eq | \$0.00 | \$8,120.00 | \$8,120.00 | \$8,120.00 | \$0.00 | \$8,120.00 | \$0.00 | \$0.00 | \$8,120.00 | \$8,120.00 | \$0.00 |
| 3521 Instalación, reparación y mantenimiento de mobiliario y eq | \$0.00 | \$8,120.00 | \$8,120.00 | \$8,120.00 | \$0.00 | \$8,120.00 | \$0.00 | \$0.00 | \$8,120.00 | \$8,120.00 | \$0.00 |
| 3530 Instalación, reparación y mantenimiento de equipo de cóm | \$0.00 | \$54,768.84 | \$54,768.84 | \$54,768.84 | \$0.00 | \$54,768.84 | \$0.00 | \$0.00 | \$54,768.84 | \$54,768.84 | \$0.00 |
| 3531 Instalación, reparación y mantenimiento de equipo de cóm | \$0.00 | \$54,768.84 | \$54,768.84 | \$54,768.84 | \$0.00 | \$54,768.84 | \$0.00 | \$0.00 | \$54,768.84 | \$54,768.84 | \$0.00 |
| 3570 Instalación, reparación y mantenimiento de maquinaria y | \$0.00 | \$323,315.59 | \$323,315.59 | \$323,315.59 | \$0.00 | \$323,315.59 | \$0.00 | \$0.00 | \$323,315.59 | \$323,315.59 | \$0.00 |
| 3571 Instalación, reparación y mantenimiento de maquinaria y | \$0.00 | \$323,315.59 | \$323,315.59 | \$323,315.59 | \$0.00 | \$323,315.59 | \$0.00 | \$0.00 | \$323,315.59 | \$323,315.59 | \$0.00 |
| 3900 OTROS SERVICIOS GENERALES | \$343,233.00 | -\$126,997.00 | \$216,236.00 | \$216,236.00 | \$0.00 | \$216,236.00 | \$0.00 | \$0.00 | \$216,236.00 | \$216,236.00 | \$0.00 |
| 3980 Impuesto sobre nóminas y otros que se deriven de una re | \$343,233.00 | -\$126,997.00 | \$216,236.00 | \$216,236.00 | \$0.00 | \$216,236.00 | \$0.00 | \$0.00 | \$216,236.00 | \$216,236.00 | \$0.00 |
| 3981 Impuesto sobre nóminas (2%) | \$343,233.00 | -\$126,997.00 | \$216,236.00 | \$216,236.00 | \$0.00 | \$216,236.00 | \$0.00 | \$0.00 | \$216,236.00 | \$216,236.00 | \$0.00 |



Url: supervisor
Report: EstadoPresupuestoEgresos_FF

INSTITUTO TECNOLOGICO SUPERIOR DE TLATLAUQUITEPEC PUEBLA

Estado del Ejercicio del Presupuesto por Fuente de Financiamiento Al 31/dic/2018

| Fuente de Financiamiento | | | | | | | | | | | | |
|--------------------------|--|------------------------------|---------------------|--------------|---|-----------|---------------------------|--------------------------|----------|--------------|-------------------------|--------|
| Objeto del Gasto | Aprobado | Ampliaciones / (Reducciones) | Presupuesto Vigente | Comprometido | Presupuesto Disponible para Comprometer | Devengado | Comprometido No Devengado | Presupuesto Sin Devengar | Ejercido | Pagado | Cuentas por Pagar Deuda | |
| 4000 | TRANSFERENCIAS, ASIGNACIONES, SUBSIDIO | \$0.00 | \$44,528.40 | \$44,528.40 | \$44,528.40 | \$0.00 | \$44,528.40 | \$0.00 | \$0.00 | \$44,528.40 | \$44,528.40 | \$0.00 |
| 4400 | AYUDAS SOCIALES | \$0.00 | \$44,528.40 | \$44,528.40 | \$44,528.40 | \$0.00 | \$44,528.40 | \$0.00 | \$0.00 | \$44,528.40 | \$44,528.40 | \$0.00 |
| 4430 | Ayudas sociales a instituciones de enseñanza | \$0.00 | \$44,528.40 | \$44,528.40 | \$44,528.40 | \$0.00 | \$44,528.40 | \$0.00 | \$0.00 | \$44,528.40 | \$44,528.40 | \$0.00 |
| 4431 | AYUDAS SOCIALES A INSTITUCIONES DE ENSEÑANZA | \$0.00 | \$44,528.40 | \$44,528.40 | \$44,528.40 | \$0.00 | \$44,528.40 | \$0.00 | \$0.00 | \$44,528.40 | \$44,528.40 | \$0.00 |
| 5000 | BIENES MUEBLES, INMUEBLES E INTANGIBLES | \$359,880.00 | -\$293,442.23 | \$66,437.77 | \$66,437.77 | \$0.00 | \$66,437.77 | \$0.00 | \$0.00 | \$66,437.77 | \$66,437.77 | \$0.00 |
| 5100 | MOBILIARIO Y EQUIPO DE ADMINISTRACIÓN | \$147,079.00 | -\$80,641.23 | \$66,437.77 | \$66,437.77 | \$0.00 | \$66,437.77 | \$0.00 | \$0.00 | \$66,437.77 | \$66,437.77 | \$0.00 |
| 5110 | Muebles de oficina y estantería | \$76,309.00 | -\$13,619.23 | \$62,689.77 | \$62,689.77 | \$0.00 | \$62,689.77 | \$0.00 | \$0.00 | \$62,689.77 | \$62,689.77 | \$0.00 |
| 5111 | Muebles de oficina | \$76,309.00 | -\$13,619.23 | \$62,689.77 | \$62,689.77 | \$0.00 | \$62,689.77 | \$0.00 | \$0.00 | \$62,689.77 | \$62,689.77 | \$0.00 |
| 5150 | Equipos de cómputo y de tecnologías de la información | \$70,770.00 | -\$67,022.00 | \$3,748.00 | \$3,748.00 | \$0.00 | \$3,748.00 | \$0.00 | \$0.00 | \$3,748.00 | \$3,748.00 | \$0.00 |
| 5151 | Equipo de cómputo y de tecnología de la información | \$70,770.00 | -\$67,022.00 | \$3,748.00 | \$3,748.00 | \$0.00 | \$3,748.00 | \$0.00 | \$0.00 | \$3,748.00 | \$3,748.00 | \$0.00 |
| 5200 | MOBILIARIO Y EQUIPO EDUCACIONAL Y RECREATIVO | \$46,495.00 | -\$46,495.00 | \$0.00 | \$0.00 | \$0.00 | \$0.00 | \$0.00 | \$0.00 | \$0.00 | \$0.00 | \$0.00 |
| 5210 | Equipos y aparatos audiovisuales | \$46,495.00 | -\$46,495.00 | \$0.00 | \$0.00 | \$0.00 | \$0.00 | \$0.00 | \$0.00 | \$0.00 | \$0.00 | \$0.00 |
| 5211 | Equipos y aparatos de proyección de imágenes, audio y video | \$46,495.00 | -\$46,495.00 | \$0.00 | \$0.00 | \$0.00 | \$0.00 | \$0.00 | \$0.00 | \$0.00 | \$0.00 | \$0.00 |
| 5600 | MAQUINARIA, OTROS EQUIPOS Y HERRAMIENTAS | \$128,930.00 | -\$128,930.00 | \$0.00 | \$0.00 | \$0.00 | \$0.00 | \$0.00 | \$0.00 | \$0.00 | \$0.00 | \$0.00 |
| 5610 | Maquinaria y equipo agropecuario | \$1,668.00 | -\$1,668.00 | \$0.00 | \$0.00 | \$0.00 | \$0.00 | \$0.00 | \$0.00 | \$0.00 | \$0.00 | \$0.00 |
| 5611 | Maquinaria y equipo agropecuario | \$1,668.00 | -\$1,668.00 | \$0.00 | \$0.00 | \$0.00 | \$0.00 | \$0.00 | \$0.00 | \$0.00 | \$0.00 | \$0.00 |
| 5620 | Maquinaria y equipo industrial | \$3,332.00 | -\$3,332.00 | \$0.00 | \$0.00 | \$0.00 | \$0.00 | \$0.00 | \$0.00 | \$0.00 | \$0.00 | \$0.00 |
| 5621 | Maquinaria y equipo industrial | \$3,332.00 | -\$3,332.00 | \$0.00 | \$0.00 | \$0.00 | \$0.00 | \$0.00 | \$0.00 | \$0.00 | \$0.00 | \$0.00 |
| 5640 | Sistemas de aire acondicionado, calefacción y de refrigeración | \$3,032.00 | -\$3,032.00 | \$0.00 | \$0.00 | \$0.00 | \$0.00 | \$0.00 | \$0.00 | \$0.00 | \$0.00 | \$0.00 |
| 5641 | Sistemas de aire acondicionado, calefacción y de refrigeración | \$3,032.00 | -\$3,032.00 | \$0.00 | \$0.00 | \$0.00 | \$0.00 | \$0.00 | \$0.00 | \$0.00 | \$0.00 | \$0.00 |
| 5690 | Otros equipos | \$120,898.00 | -\$120,898.00 | \$0.00 | \$0.00 | \$0.00 | \$0.00 | \$0.00 | \$0.00 | \$0.00 | \$0.00 | \$0.00 |
| 5691 | OTROS EQUIPOS | \$120,898.00 | -\$120,898.00 | \$0.00 | \$0.00 | \$0.00 | \$0.00 | \$0.00 | \$0.00 | \$0.00 | \$0.00 | \$0.00 |
| 5700 | ACTIVOS BIOLÓGICOS | \$2,188.00 | -\$2,188.00 | \$0.00 | \$0.00 | \$0.00 | \$0.00 | \$0.00 | \$0.00 | \$0.00 | \$0.00 | \$0.00 |
| 5750 | Peces y acuicultura | \$2,188.00 | -\$2,188.00 | \$0.00 | \$0.00 | \$0.00 | \$0.00 | \$0.00 | \$0.00 | \$0.00 | \$0.00 | \$0.00 |
| 5751 | PECES Y ACUICULTURA | \$2,188.00 | -\$2,188.00 | \$0.00 | \$0.00 | \$0.00 | \$0.00 | \$0.00 | \$0.00 | \$0.00 | \$0.00 | \$0.00 |
| 5900 | ACTIVOS INTANGIBLES | \$35,188.00 | -\$35,188.00 | \$0.00 | \$0.00 | \$0.00 | \$0.00 | \$0.00 | \$0.00 | \$0.00 | \$0.00 | \$0.00 |
| 5910 | Software | \$35,188.00 | -\$35,188.00 | \$0.00 | \$0.00 | \$0.00 | \$0.00 | \$0.00 | \$0.00 | \$0.00 | \$0.00 | \$0.00 |
| 5911 | Software | \$35,188.00 | -\$35,188.00 | \$0.00 | \$0.00 | \$0.00 | \$0.00 | \$0.00 | \$0.00 | \$0.00 | \$0.00 | \$0.00 |
| 9000 | DEUDA PÚBLICA | \$859,798.00 | \$0.00 | \$859,798.00 | \$859,798.00 | \$0.00 | \$859,798.00 | \$0.00 | \$0.00 | \$859,798.00 | \$859,798.00 | \$0.00 |
| 9900 | ADEUDOS DE EJERCICIOS FISCALES ANTERIORES (A) | \$859,798.00 | \$0.00 | \$859,798.00 | \$859,798.00 | \$0.00 | \$859,798.00 | \$0.00 | \$0.00 | \$859,798.00 | \$859,798.00 | \$0.00 |
| 9910 | ADEFAS | \$859,798.00 | \$0.00 | \$859,798.00 | \$859,798.00 | \$0.00 | \$859,798.00 | \$0.00 | \$0.00 | \$859,798.00 | \$859,798.00 | \$0.00 |



**INSTITUTO TECNOLÓGICO SUPERIOR DE TLATLAUQUITEPEC
PUEBLA**

Estado del Ejercicio del Presupuesto por Fuente de Financiamiento Al 31/dic/2018

Usu: supervisor
Rep: rptEstadoPresupuestoEgresos_FF

| Fuente de Financiamiento | | Aprobado | Ampliaciones / (Reducciones) | Presupuesto Vigente | Comprometido | Presupuesto Disponible para Comprometer | Devengado | Comprometido No Devengado | Presupuesto Sin Devengar | Ejercido | Pagado | Cuentas por Pagar Deuda |
|--------------------------------|---|-----------------------|---------------------------------|------------------------|-----------------------|---|-----------------------|------------------------------|-----------------------------|-----------------------|-----------------------|-------------------------------|
| Objeto | del Gasto | | | | | | | | | | | |
| 9912 | ADEFAS de Capítulo 2000 | \$1,398.00 | \$0.00 | \$1,398.00 | \$1,398.00 | \$0.00 | \$1,398.00 | \$0.00 | \$0.00 | \$1,398.00 | \$1,398.00 | \$0.00 |
| 9913 | ADEFAS de Capítulo 3000 | \$858,400.00 | \$0.00 | \$858,400.00 | \$858,400.00 | \$0.00 | \$858,400.00 | \$0.00 | \$0.00 | \$858,400.00 | \$858,400.00 | \$0.00 |
| CAPTACIÓN DE DERECHOS | | \$2,158,564.00 | \$2,043.45 | \$2,190,607.45 | \$2,190,607.45 | \$0.00 | \$2,190,607.45 | \$0.00 | \$0.00 | \$2,190,607.45 | \$2,190,607.45 | \$0.00 |
| 0005 RECURSOS FEDERALES | | | | | | | | | | | | |
| 1000 | SERVICIOS PERSONALES | \$8,730,373.17 | \$24,497.00 | \$8,754,870.17 | \$8,348,704.17 | \$406,166.00 | \$8,348,704.17 | \$0.00 | \$406,166.00 | \$8,070,731.53 | \$8,066,803.60 | \$281,900.57 |
| 1100 | REMUNERACIONES AL PERSONAL DE CARÁCTER PE | \$5,157,438.39 | -\$236,110.30 | \$4,921,328.09 | \$4,921,328.09 | \$0.00 | \$4,921,328.09 | \$0.00 | \$0.00 | \$4,921,328.09 | \$4,917,400.16 | \$3,927.93 |
| 1130 | Sueldos base al personal permanente | \$5,157,438.39 | -\$236,110.30 | \$4,921,328.09 | \$4,921,328.09 | \$0.00 | \$4,921,328.09 | \$0.00 | \$0.00 | \$4,921,328.09 | \$4,917,400.16 | \$3,927.93 |
| 1132 | Sueldos al personal de base | \$5,157,438.39 | -\$236,110.30 | \$4,921,328.09 | \$4,921,328.09 | \$0.00 | \$4,921,328.09 | \$0.00 | \$0.00 | \$4,921,328.09 | \$4,917,400.16 | \$3,927.93 |
| 1300 | REMUNERACIONES ADICIONALES Y ESPECIALES | \$1,241,654.94 | \$48,821.77 | \$1,290,476.71 | \$1,054,125.45 | \$236,351.26 | \$1,054,125.45 | \$0.00 | \$236,351.26 | \$776,152.81 | \$776,152.81 | \$277,972.64 |
| 1310 | Primas por años de servicio efectivos prestados | \$337,335.00 | \$0.00 | \$337,335.00 | \$167,773.55 | \$169,561.45 | \$167,773.55 | \$0.00 | \$169,561.45 | \$167,773.55 | \$167,773.55 | \$0.00 |
| 1311 | Prima quinquenal | \$337,335.00 | \$0.00 | \$337,335.00 | \$167,773.55 | \$169,561.45 | \$167,773.55 | \$0.00 | \$169,561.45 | \$167,773.55 | \$167,773.55 | \$0.00 |
| 1320 | Primas de vacaciones dominical y gratificación de fin de | \$934,319.94 | \$48,821.77 | \$983,141.71 | \$886,351.90 | \$106,789.81 | \$886,351.90 | \$0.00 | \$106,789.81 | \$608,379.26 | \$608,379.26 | \$277,972.64 |
| 1321 | Prestaciones de fin de año en efectivo | \$330,119.98 | \$218,795.96 | \$548,915.94 | \$557,915.94 | \$0.00 | \$557,915.94 | \$0.00 | \$0.00 | \$279,943.30 | \$279,943.30 | \$277,972.64 |
| 1322 | Prima vacacional | \$565,199.96 | -\$169,974.19 | \$395,225.77 | \$328,435.96 | \$66,789.81 | \$328,435.96 | \$0.00 | \$66,789.81 | \$328,435.96 | \$328,435.96 | \$0.00 |
| 1400 | SEGURIDAD SOCIAL | \$1,280,515.82 | \$590,581.58 | \$1,871,097.40 | \$1,848,499.63 | \$22,597.77 | \$1,848,499.63 | \$0.00 | \$22,597.77 | \$1,848,499.63 | \$1,848,499.63 | \$0.00 |
| 1410 | Aportaciones de seguridad social | \$1,205,047.82 | \$541,096.63 | \$1,746,144.45 | \$1,746,144.45 | \$0.00 | \$1,746,144.45 | \$0.00 | \$0.00 | \$1,746,144.45 | \$1,746,144.45 | \$0.00 |
| 1411 | Aportaciones al ISSSTE | \$1,205,047.82 | \$541,096.63 | \$1,746,144.45 | \$1,746,144.45 | \$0.00 | \$1,746,144.45 | \$0.00 | \$0.00 | \$1,746,144.45 | \$1,746,144.45 | \$0.00 |
| 1420 | Aportaciones a fondos de vivienda | \$53,216.24 | \$49,484.95 | \$102,701.19 | \$102,355.18 | \$346.01 | \$102,355.18 | \$0.00 | \$346.01 | \$102,355.18 | \$102,355.18 | \$0.00 |
| 1421 | Cuotas al FOVISSSTE | \$53,216.24 | \$49,484.95 | \$102,701.19 | \$102,355.18 | \$346.01 | \$102,355.18 | \$0.00 | \$346.01 | \$102,355.18 | \$102,355.18 | \$0.00 |
| 1430 | Aportaciones al sistema para el retiro | \$22,251.76 | \$0.00 | \$22,251.76 | \$0.00 | \$22,251.76 | \$0.00 | \$0.00 | \$22,251.76 | \$0.00 | \$0.00 | \$0.00 |
| 1431 | Sistema de ahorro para el retiro | \$22,251.76 | \$0.00 | \$22,251.76 | \$0.00 | \$22,251.76 | \$0.00 | \$0.00 | \$22,251.76 | \$0.00 | \$0.00 | \$0.00 |
| 1500 | OTRAS PRESTACIONES SOCIALES Y ECONÓMICAS | \$762,914.02 | -\$220,161.35 | \$542,752.67 | \$514,147.80 | \$28,604.87 | \$514,147.80 | \$0.00 | \$28,604.87 | \$514,147.80 | \$514,147.80 | \$0.00 |
| 1540 | Prestaciones contractuales | \$473,531.64 | -\$63,152.18 | \$410,379.46 | \$410,379.46 | \$0.00 | \$410,379.46 | \$0.00 | \$0.00 | \$410,379.46 | \$410,379.46 | \$0.00 |
| 1541 | Canasta básica, ayuda para despensa | \$473,531.64 | -\$63,152.18 | \$410,379.46 | \$410,379.46 | \$0.00 | \$410,379.46 | \$0.00 | \$0.00 | \$410,379.46 | \$410,379.46 | \$0.00 |
| 1549 | Otras prestaciones de carácter general a los trabajadores | \$0.00 | \$2,235.00 | \$2,235.00 | \$2,235.00 | \$0.00 | \$2,235.00 | \$0.00 | \$0.00 | \$2,235.00 | \$2,235.00 | \$0.00 |
| 1590 | Otras prestaciones sociales y económicas | \$289,382.38 | -\$157,009.17 | \$132,373.21 | \$103,768.34 | \$28,604.87 | \$103,768.34 | \$0.00 | \$28,604.87 | \$103,768.34 | \$103,768.34 | \$0.00 |
| 1591 | Días económicos | \$289,382.38 | -\$211,982.64 | \$77,399.74 | \$48,794.87 | \$28,604.87 | \$48,794.87 | \$0.00 | \$28,604.87 | \$48,794.87 | \$48,794.87 | \$0.00 |
| 1593 | Otras prestaciones económicas y sociales | \$0.00 | \$54,973.47 | \$54,973.47 | \$54,973.47 | \$0.00 | \$54,973.47 | \$0.00 | \$0.00 | \$54,973.47 | \$54,973.47 | \$0.00 |
| 1700 | PAGO DE ESTÍMULOS A SERVIDORES PÚBLICOS | \$287,850.00 | -\$158,634.70 | \$129,215.30 | \$10,603.20 | \$118,612.10 | \$10,603.20 | \$0.00 | \$118,612.10 | \$10,603.20 | \$10,603.20 | \$0.00 |
| 1710 | Estímulos | \$287,850.00 | -\$158,634.70 | \$129,215.30 | \$10,603.20 | \$118,612.10 | \$10,603.20 | \$0.00 | \$118,612.10 | \$10,603.20 | \$10,603.20 | \$0.00 |



Url supervisor:
Rep: rptEstadoPresupuestoEgresos_FF

INSTITUTO TECNOLÓGICO SUPERIOR DE TLATLAUQUITEPEC PUEBLA

Estado del Ejercicio del Presupuesto por Fuente de Financiamiento Al 31/dic/2018

| Fuente de Financiamiento | | Cuentas por Pagar Deuda | | | | | | | | | |
|---|---------------------|------------------------------|---------------------|---------------------|---|---------------------|---------------------------|--------------------------|---------------------|---------------------|------------------|
| Objeto del Gasto | Aprobado | Ampliaciones / (Reducciones) | Presupuesto Vigente | Comprometido | Presupuesto Disponible para Comprometer | Devengado | Comprometido No Devengado | Presupuesto Sin Devengar | Ejercido | Pagado | |
| 1711 Estimulos por productividad | \$287,850.00 | -\$158,634.70 | \$129,215.30 | \$10,603.20 | \$118,612.10 | \$10,603.20 | \$0.00 | \$118,612.10 | \$10,603.20 | \$10,603.20 | \$0.00 |
| 2000 MATERIALES Y SUMINISTRO | \$430,105.83 | \$10,222.62 | \$440,328.45 | \$440,328.45 | \$0.00 | \$440,328.45 | \$0.00 | \$0.00 | \$440,328.45 | \$440,928.45 | -\$600.00 |
| 2100 Materiales de administración, emisión de documentos y ar | \$182,248.00 | -\$5,915.50 | \$176,332.50 | \$175,332.50 | \$0.00 | \$175,332.50 | \$0.00 | \$0.00 | \$175,332.50 | \$175,332.50 | \$0.00 |
| 2110 Materiales, útiles y equipos menores de oficina | \$77,700.00 | -\$20,008.02 | \$57,691.98 | \$57,691.98 | \$0.00 | \$57,691.98 | \$0.00 | \$0.00 | \$57,691.98 | \$57,691.98 | \$0.00 |
| 2111 Papelería y consumibles de oficina | \$77,700.00 | -\$20,008.02 | \$57,691.98 | \$57,691.98 | \$0.00 | \$57,691.98 | \$0.00 | \$0.00 | \$57,691.98 | \$57,691.98 | \$0.00 |
| 2120 Materiales y útiles de impresión y reproducción | \$890.00 | -\$0.28 | \$889.72 | \$889.72 | \$0.00 | \$889.72 | \$0.00 | \$0.00 | \$889.72 | \$889.72 | \$0.00 |
| 2121 Materiales y útiles de impresión y reproducción | \$890.00 | -\$0.28 | \$889.72 | \$889.72 | \$0.00 | \$889.72 | \$0.00 | \$0.00 | \$889.72 | \$889.72 | \$0.00 |
| 2140 Materiales, útiles y equipos menores de tecnologías de la | \$55,217.00 | \$5,000.00 | \$55,217.00 | \$55,217.00 | \$0.00 | \$55,217.00 | \$0.00 | \$0.00 | \$55,217.00 | \$55,217.00 | \$0.00 |
| 2141 Material de limpieza y mantenimiento e insumos para equ | \$55,217.00 | \$5,000.00 | \$55,217.00 | \$55,217.00 | \$0.00 | \$55,217.00 | \$0.00 | \$0.00 | \$55,217.00 | \$55,217.00 | \$0.00 |
| 2150 Material impreso e información digital | \$4,000.00 | \$0.00 | \$4,000.00 | \$4,000.00 | \$0.00 | \$4,000.00 | \$0.00 | \$0.00 | \$4,000.00 | \$4,000.00 | \$0.00 |
| 2151 Publicaciones impresas | \$4,000.00 | \$0.00 | \$4,000.00 | \$4,000.00 | \$0.00 | \$4,000.00 | \$0.00 | \$0.00 | \$4,000.00 | \$4,000.00 | \$0.00 |
| 2160 Material de limpieza | \$49,441.00 | \$0.00 | \$49,441.00 | \$49,441.00 | \$0.00 | \$49,441.00 | \$0.00 | \$0.00 | \$49,441.00 | \$49,441.00 | \$0.00 |
| 2161 Material de limpieza | \$49,441.00 | \$0.00 | \$49,441.00 | \$49,441.00 | \$0.00 | \$49,441.00 | \$0.00 | \$0.00 | \$49,441.00 | \$49,441.00 | \$0.00 |
| 2180 Materiales para el registro e identificación de bienes y pe | \$0.00 | \$8,092.80 | \$8,092.80 | \$8,092.80 | \$0.00 | \$8,092.80 | \$0.00 | \$0.00 | \$8,092.80 | \$8,092.80 | \$0.00 |
| 2183 Otros materiales para el registro e identificación de bienes | \$0.00 | \$8,092.80 | \$8,092.80 | \$8,092.80 | \$0.00 | \$8,092.80 | \$0.00 | \$0.00 | \$8,092.80 | \$8,092.80 | \$0.00 |
| 2200 ALIMENTOS Y UTENSILIOS | \$16,995.00 | \$3,000.00 | \$19,995.00 | \$19,995.00 | \$0.00 | \$19,995.00 | \$0.00 | \$0.00 | \$19,995.00 | \$19,995.00 | \$0.00 |
| 2210 Productos alimenticios para personas | \$14,896.00 | \$0.00 | \$14,896.00 | \$14,896.00 | \$0.00 | \$14,896.00 | \$0.00 | \$0.00 | \$14,896.00 | \$14,896.00 | \$0.00 |
| 2211 Alimentos para el personal institucional | \$14,896.00 | \$0.00 | \$14,896.00 | \$14,896.00 | \$0.00 | \$14,896.00 | \$0.00 | \$0.00 | \$14,896.00 | \$14,896.00 | \$0.00 |
| 2220 Productos alimenticios para animales | \$0.00 | \$3,000.00 | \$3,000.00 | \$3,000.00 | \$0.00 | \$3,000.00 | \$0.00 | \$0.00 | \$3,000.00 | \$3,000.00 | \$0.00 |
| 2221 Productos alimenticios para animales | \$0.00 | \$3,000.00 | \$3,000.00 | \$3,000.00 | \$0.00 | \$3,000.00 | \$0.00 | \$0.00 | \$3,000.00 | \$3,000.00 | \$0.00 |
| 2230 Utensilios para el servicio de alimentación | \$2,099.00 | \$0.00 | \$2,099.00 | \$2,099.00 | \$0.00 | \$2,099.00 | \$0.00 | \$0.00 | \$2,099.00 | \$2,099.00 | \$0.00 |
| 2231 Utensilios, materiales y equipos menores para el servicio | \$2,099.00 | \$0.00 | \$2,099.00 | \$2,099.00 | \$0.00 | \$2,099.00 | \$0.00 | \$0.00 | \$2,099.00 | \$2,099.00 | \$0.00 |
| 2300 MATERIAS PRIMAS Y MATERIALES DE PRODUCCIÓN | \$5,820.00 | -\$3,430.00 | \$2,390.00 | \$2,390.00 | \$0.00 | \$2,390.00 | \$0.00 | \$0.00 | \$2,390.00 | \$2,390.00 | \$0.00 |
| 2310 Productos alimenticios, agropecuarios y forestales adquir | \$1,700.00 | -\$1,700.00 | \$0.00 | \$0.00 | \$0.00 | \$0.00 | \$0.00 | \$0.00 | \$0.00 | \$0.00 | \$0.00 |
| 2311 Productos alimenticios, agropecuarios y forestales adquir | \$1,700.00 | -\$1,700.00 | \$0.00 | \$0.00 | \$0.00 | \$0.00 | \$0.00 | \$0.00 | \$0.00 | \$0.00 | \$0.00 |
| 2390 Otros productos adquiridos como materia prima | \$4,120.00 | -\$1,730.00 | \$2,390.00 | \$2,390.00 | \$0.00 | \$2,390.00 | \$0.00 | \$0.00 | \$2,390.00 | \$2,390.00 | \$0.00 |
| 2391 OTROS PRODUCTOS ADQUIRIDOS COMO MATERIA I | \$4,120.00 | -\$1,730.00 | \$2,390.00 | \$2,390.00 | \$0.00 | \$2,390.00 | \$0.00 | \$0.00 | \$2,390.00 | \$2,390.00 | \$0.00 |
| 2400 MATERIALES Y ARTÍCULOS DE CONSTRUCCIÓN Y DE | \$9,015.00 | \$23,334.87 | \$32,354.87 | \$32,354.87 | \$0.00 | \$32,354.87 | \$0.00 | \$0.00 | \$32,354.87 | \$32,354.87 | \$0.00 |
| 2420 Cemento y productos de concreto | \$0.00 | \$6,000.00 | \$6,000.00 | \$6,000.00 | \$0.00 | \$6,000.00 | \$0.00 | \$0.00 | \$6,000.00 | \$6,000.00 | \$0.00 |
| 2421 Cemento y productos de concreto | \$0.00 | \$6,000.00 | \$6,000.00 | \$6,000.00 | \$0.00 | \$6,000.00 | \$0.00 | \$0.00 | \$6,000.00 | \$6,000.00 | \$0.00 |
| 2460 Material eléctrico y electrónico | \$6,183.00 | \$0.00 | \$6,183.00 | \$6,183.00 | \$0.00 | \$6,183.00 | \$0.00 | \$0.00 | \$6,183.00 | \$6,183.00 | \$0.00 |



Usu: supervisor
Rpt: rptEstadoPresupuestoEgresos_FF

INSTITUTO TECNOLÓGICO SUPERIOR DE TLATLAUQUITEPEC PUEBLA

Estado del Ejercicio del Presupuesto por Fuente de Financiamiento Al 31/dic/2018

| Fuente de Financiamiento | | Aprobado | Ampliaciones / (Reducciones) | Presupuesto Vigente | Comprometido | Presupuesto Disponible para Comprometer | Devengado | Comprometido No Devengado | Presupuesto Sin Devengar | Ejercido | Pagado | Cuentas por Pagar Deuda |
|--------------------------|---|-------------|---------------------------------|------------------------|--------------|---|-------------|------------------------------|-----------------------------|-------------|-------------|-------------------------------|
| Objeto | del Gasto | | | | | | | | | | | |
| 2461 | Material eléctrico y electrónico | \$6,183.00 | \$0.00 | \$6,183.00 | \$6,183.00 | \$0.00 | \$6,183.00 | \$0.00 | \$0.00 | \$6,183.00 | \$6,183.00 | \$0.00 |
| 2470 | Artículos metálicos para la construcción | \$1,832.00 | -\$1,668.15 | \$163.85 | \$163.85 | \$0.00 | \$163.85 | \$0.00 | \$0.00 | \$163.85 | \$163.85 | \$0.00 |
| 2471 | Artículos metálicos para la construcción | \$1,832.00 | -\$1,668.15 | \$163.85 | \$163.85 | \$0.00 | \$163.85 | \$0.00 | \$0.00 | \$163.85 | \$163.85 | \$0.00 |
| 2480 | Materiales complementarios | \$1,000.00 | -\$1,000.00 | \$0.00 | \$0.00 | \$0.00 | \$0.00 | \$0.00 | \$0.00 | \$0.00 | \$0.00 | \$0.00 |
| 2481 | Materiales complementarios | \$1,000.00 | -\$1,000.00 | \$0.00 | \$0.00 | \$0.00 | \$0.00 | \$0.00 | \$0.00 | \$0.00 | \$0.00 | \$0.00 |
| 2490 | Otros materiales y artículos de construcción y reparación | \$0.00 | \$20,008.02 | \$20,008.02 | \$20,008.02 | \$0.00 | \$20,008.02 | \$0.00 | \$0.00 | \$20,008.02 | \$20,008.02 | \$0.00 |
| 2491 | Otros materiales y artículos de construcción y reparación | \$0.00 | \$20,008.02 | \$20,008.02 | \$20,008.02 | \$0.00 | \$20,008.02 | \$0.00 | \$0.00 | \$20,008.02 | \$20,008.02 | \$0.00 |
| 2500 | Productos químicos, farmacéuticos y de laboratorios | \$39,712.00 | -\$417.88 | \$39,294.12 | \$39,294.12 | \$0.00 | \$39,294.12 | \$0.00 | \$0.00 | \$39,294.12 | \$39,294.12 | \$0.00 |
| 2510 | Productos químicos básicos | \$6,520.00 | \$0.00 | \$6,520.00 | \$6,520.00 | \$0.00 | \$6,520.00 | \$0.00 | \$0.00 | \$6,520.00 | \$6,520.00 | \$0.00 |
| 2511 | Productos químicos básicos | \$6,520.00 | \$0.00 | \$6,520.00 | \$6,520.00 | \$0.00 | \$6,520.00 | \$0.00 | \$0.00 | \$6,520.00 | \$6,520.00 | \$0.00 |
| 2520 | Fertilizantes, pesticidas y otros agroquímicos | \$7,660.00 | \$0.00 | \$7,660.00 | \$7,660.00 | \$0.00 | \$7,660.00 | \$0.00 | \$0.00 | \$7,660.00 | \$7,660.00 | \$0.00 |
| 2521 | Fertilizantes, pesticidas y otros agroquímicos | \$7,660.00 | \$0.00 | \$7,660.00 | \$7,660.00 | \$0.00 | \$7,660.00 | \$0.00 | \$0.00 | \$7,660.00 | \$7,660.00 | \$0.00 |
| 2530 | Medicinas y productos farmacéuticos | \$4,400.00 | -\$587.88 | \$3,812.12 | \$3,812.12 | \$0.00 | \$3,812.12 | \$0.00 | \$0.00 | \$3,812.12 | \$3,812.12 | \$0.00 |
| 2531 | Medicinas y productos farmacéuticos de uso humano | \$4,400.00 | -\$587.88 | \$3,812.12 | \$3,812.12 | \$0.00 | \$3,812.12 | \$0.00 | \$0.00 | \$3,812.12 | \$3,812.12 | \$0.00 |
| 2540 | Materiales, accesorios y suministros médicos | \$3,050.00 | \$170.00 | \$3,220.00 | \$3,220.00 | \$0.00 | \$3,220.00 | \$0.00 | \$0.00 | \$3,220.00 | \$3,220.00 | \$0.00 |
| 2541 | Materiales y suministros médicos | \$3,050.00 | \$170.00 | \$3,220.00 | \$3,220.00 | \$0.00 | \$3,220.00 | \$0.00 | \$0.00 | \$3,220.00 | \$3,220.00 | \$0.00 |
| 2550 | Materiales, accesorios y suministros de laboratorio | \$8,495.00 | \$0.00 | \$8,495.00 | \$8,495.00 | \$0.00 | \$8,495.00 | \$0.00 | \$0.00 | \$8,495.00 | \$8,495.00 | \$0.00 |
| 2551 | Materiales, suministros e instrumentos menores de labor | \$8,495.00 | \$0.00 | \$8,495.00 | \$8,495.00 | \$0.00 | \$8,495.00 | \$0.00 | \$0.00 | \$8,495.00 | \$8,495.00 | \$0.00 |
| 2560 | Fibras sintéticas, hules, plásticos y derivados | \$9,587.00 | \$0.00 | \$9,587.00 | \$9,587.00 | \$0.00 | \$9,587.00 | \$0.00 | \$0.00 | \$9,587.00 | \$9,587.00 | \$0.00 |
| 2561 | Fibras sintéticas, hules, plásticos y derivados | \$9,587.00 | \$0.00 | \$9,587.00 | \$9,587.00 | \$0.00 | \$9,587.00 | \$0.00 | \$0.00 | \$9,587.00 | \$9,587.00 | \$0.00 |
| 2600 | COMBUSTIBLES, LUBRICANTES Y ADITIVOS | \$80,516.00 | \$13,587.46 | \$94,103.46 | \$94,103.46 | \$0.00 | \$94,103.46 | \$0.00 | \$0.00 | \$94,103.46 | \$94,703.46 | -\$600.00 |
| 2610 | Combustibles, lubricantes y aditivos | \$80,516.00 | \$13,587.46 | \$94,103.46 | \$94,103.46 | \$0.00 | \$94,103.46 | \$0.00 | \$0.00 | \$94,103.46 | \$94,703.46 | -\$600.00 |
| 2611 | Combustibles | \$80,516.00 | \$13,587.46 | \$94,103.46 | \$94,103.46 | \$0.00 | \$94,103.46 | \$0.00 | \$0.00 | \$94,103.46 | \$94,703.46 | -\$600.00 |
| 2700 | VESTUARIO, BLANCOS, PRENDAS DE PROTECCIÓN Y | \$17,590.00 | -\$12,291.02 | \$5,298.98 | \$5,298.98 | \$0.00 | \$5,298.98 | \$0.00 | \$0.00 | \$5,298.98 | \$5,298.98 | \$0.00 |
| 2710 | Vestuario y uniformes | \$14,910.00 | -\$11,068.08 | \$3,841.92 | \$3,841.92 | \$0.00 | \$3,841.92 | \$0.00 | \$0.00 | \$3,841.92 | \$3,841.92 | \$0.00 |
| 2711 | Vestuarios y uniformes | \$14,910.00 | -\$11,068.08 | \$3,841.92 | \$3,841.92 | \$0.00 | \$3,841.92 | \$0.00 | \$0.00 | \$3,841.92 | \$3,841.92 | \$0.00 |
| 2730 | Artículos deportivos | \$2,680.00 | -\$1,222.94 | \$1,457.06 | \$1,457.06 | \$0.00 | \$1,457.06 | \$0.00 | \$0.00 | \$1,457.06 | \$1,457.06 | \$0.00 |
| 2731 | Artículos deportivos | \$2,680.00 | -\$1,222.94 | \$1,457.06 | \$1,457.06 | \$0.00 | \$1,457.06 | \$0.00 | \$0.00 | \$1,457.06 | \$1,457.06 | \$0.00 |
| 2900 | HERRAMIENTAS, REFACCIONES Y ACCESORIOS MEN | \$78,209.83 | -\$6,850.31 | \$71,559.52 | \$71,559.52 | \$0.00 | \$71,559.52 | \$0.00 | \$0.00 | \$71,559.52 | \$71,559.52 | \$0.00 |
| 2910 | Herramientas menores | \$3,920.00 | \$924.50 | \$4,844.50 | \$4,844.50 | \$0.00 | \$4,844.50 | \$0.00 | \$0.00 | \$4,844.50 | \$4,844.50 | \$0.00 |
| 2911 | Herramientas menores | \$3,920.00 | \$924.50 | \$4,844.50 | \$4,844.50 | \$0.00 | \$4,844.50 | \$0.00 | \$0.00 | \$4,844.50 | \$4,844.50 | \$0.00 |



Usr: supervisor
Rep: rptEstadoPresupuestoEgresos_FF

**INSTITUTO TECNOLÓGICO SUPERIOR DE TLATLAUQUITEPEC
PUEBLA**

Estado del Ejercicio del Presupuesto por Fuente de Financiamiento Al 31/dic/2018

| Fuente de Financiamiento | | Aprobado | Ampliaciones / (Reducciones) | Presupuesto Vigente | Comprometido | Presupuesto Disponible para Comprometer | Devengado | Comprometido No Devengado | Presupuesto Sin Devengar | Ejercido | Pagado | Cuentas por Pagar Deuda |
|--------------------------|---|---------------------|---------------------------------|------------------------|-----------------------|---|-----------------------|------------------------------|-----------------------------|-----------------------|-----------------------|-------------------------------|
| Objeto | del Gasto | | | | | | | | | | | |
| 2930 | Relaciones y accesorios menores de mobiliario y equipo | \$2,500.00 | \$0.00 | \$2,500.00 | \$2,500.00 | \$0.00 | \$2,500.00 | \$0.00 | \$0.00 | \$2,500.00 | \$2,500.00 | \$0.00 |
| 2931 | Relaciones y accesorios menores de edificios y equipo | \$2,500.00 | \$0.00 | \$2,500.00 | \$2,500.00 | \$0.00 | \$2,500.00 | \$0.00 | \$0.00 | \$2,500.00 | \$2,500.00 | \$0.00 |
| 2940 | Relaciones y accesorios menores de equipo de computo | \$42,182.83 | -\$1,574.81 | \$40,608.02 | \$40,608.02 | \$0.00 | \$40,608.02 | \$0.00 | \$0.00 | \$40,608.02 | \$40,608.02 | \$0.00 |
| 2941 | Relaciones y accesorios menores para equipo de computo | \$42,182.83 | -\$1,574.81 | \$40,608.02 | \$40,608.02 | \$0.00 | \$40,608.02 | \$0.00 | \$0.00 | \$40,608.02 | \$40,608.02 | \$0.00 |
| 2960 | Relaciones y accesorios menores de equipo de transporte | \$29,607.00 | -\$6,000.00 | \$23,607.00 | \$23,607.00 | \$0.00 | \$23,607.00 | \$0.00 | \$0.00 | \$23,607.00 | \$23,607.00 | \$0.00 |
| 2961 | Relaciones y accesorios menores de equipo de transporte | \$29,607.00 | -\$6,000.00 | \$23,607.00 | \$23,607.00 | \$0.00 | \$23,607.00 | \$0.00 | \$0.00 | \$23,607.00 | \$23,607.00 | \$0.00 |
| 3000 | SERVICIOS GENERALES | \$879,450.00 | \$565,871.00 | \$1,445,321.00 | \$1,415,029.67 | \$30,291.33 | \$1,415,029.67 | \$0.00 | \$30,291.33 | \$1,415,029.67 | \$1,415,029.67 | \$0.00 |
| 3100 | SERVICIOS BÁSICOS | \$101,315.00 | -\$19,031.00 | \$82,284.00 | \$78,284.00 | \$4,000.00 | \$78,284.00 | \$0.00 | \$4,000.00 | \$78,284.00 | \$78,284.00 | \$0.00 |
| 3110 | Energía eléctrica | \$86,000.00 | -\$38,178.00 | \$47,822.00 | \$49,822.00 | \$0.00 | \$49,822.00 | \$0.00 | \$0.00 | \$49,822.00 | \$49,822.00 | \$0.00 |
| 3111 | Energía eléctrica | \$88,000.00 | -\$38,178.00 | \$49,822.00 | \$49,822.00 | \$0.00 | \$49,822.00 | \$0.00 | \$0.00 | \$49,822.00 | \$49,822.00 | \$0.00 |
| 3120 | Gas | \$1,500.00 | -\$1,500.00 | \$0.00 | \$0.00 | \$0.00 | \$0.00 | \$0.00 | \$0.00 | \$0.00 | \$0.00 | \$0.00 |
| 3121 | GAS | \$1,500.00 | -\$1,500.00 | \$0.00 | \$0.00 | \$0.00 | \$0.00 | \$0.00 | \$0.00 | \$0.00 | \$0.00 | \$0.00 |
| 3130 | Agua | \$1,800.00 | -\$691.63 | \$1,108.37 | \$1,108.37 | \$0.00 | \$1,108.37 | \$0.00 | \$0.00 | \$1,108.37 | \$1,108.37 | \$0.00 |
| 3131 | Agua | \$1,800.00 | -\$691.63 | \$1,108.37 | \$1,108.37 | \$0.00 | \$1,108.37 | \$0.00 | \$0.00 | \$1,108.37 | \$1,108.37 | \$0.00 |
| 3140 | Telefonía Tradicional | \$9,000.00 | -\$2,889.00 | \$6,111.00 | \$6,111.00 | \$0.00 | \$6,111.00 | \$0.00 | \$0.00 | \$6,111.00 | \$6,111.00 | \$0.00 |
| 3141 | Telefonía tradicional | \$9,000.00 | -\$2,889.00 | \$6,111.00 | \$6,111.00 | \$0.00 | \$6,111.00 | \$0.00 | \$0.00 | \$6,111.00 | \$6,111.00 | \$0.00 |
| 3170 | Servicios de acceso a internet, redes y procesamiento de | \$0.00 | \$20,000.00 | \$20,000.00 | \$20,000.00 | \$0.00 | \$20,000.00 | \$0.00 | \$0.00 | \$20,000.00 | \$20,000.00 | \$0.00 |
| 3171 | Servicio de internet y redes | \$0.00 | \$20,000.00 | \$20,000.00 | \$20,000.00 | \$0.00 | \$20,000.00 | \$0.00 | \$0.00 | \$20,000.00 | \$20,000.00 | \$0.00 |
| 3180 | Servicios postales y telegráficos | \$1,015.00 | \$4,227.63 | \$5,242.63 | \$1,242.63 | \$4,000.00 | \$1,242.63 | \$0.00 | \$4,000.00 | \$1,242.63 | \$1,242.63 | \$0.00 |
| 3181 | Servicios postales y telegráficos | \$1,015.00 | \$4,227.63 | \$5,242.63 | \$1,242.63 | \$4,000.00 | \$1,242.63 | \$0.00 | \$4,000.00 | \$1,242.63 | \$1,242.63 | \$0.00 |
| 3200 | SERVICIOS DE ARRENDAMIENTO | \$194,000.00 | \$52,008.40 | \$246,008.40 | \$246,008.40 | \$0.00 | \$246,008.40 | \$0.00 | \$0.00 | \$246,008.40 | \$246,008.40 | \$0.00 |
| 3250 | Arrendamiento de equipo de transporte | \$60,000.00 | \$46,820.00 | \$106,820.00 | \$106,820.00 | \$0.00 | \$106,820.00 | \$0.00 | \$0.00 | \$106,820.00 | \$106,820.00 | \$0.00 |
| 3251 | Arrendamiento de equipo de transporte | \$60,000.00 | \$46,820.00 | \$106,820.00 | \$106,820.00 | \$0.00 | \$106,820.00 | \$0.00 | \$0.00 | \$106,820.00 | \$106,820.00 | \$0.00 |
| 3270 | Arrendamiento de activos intangibles | \$129,500.00 | \$3,478.40 | \$132,978.40 | \$132,978.40 | \$0.00 | \$132,978.40 | \$0.00 | \$0.00 | \$132,978.40 | \$132,978.40 | \$0.00 |
| 3271 | Arrendamiento de activos intangibles | \$129,500.00 | \$3,478.40 | \$132,978.40 | \$132,978.40 | \$0.00 | \$132,978.40 | \$0.00 | \$0.00 | \$132,978.40 | \$132,978.40 | \$0.00 |
| 3290 | Otros arrendamientos | \$4,500.00 | \$1,710.00 | \$6,210.00 | \$6,210.00 | \$0.00 | \$6,210.00 | \$0.00 | \$0.00 | \$6,210.00 | \$6,210.00 | \$0.00 |
| 3291 | Otros arrendamientos | \$4,500.00 | \$1,710.00 | \$6,210.00 | \$6,210.00 | \$0.00 | \$6,210.00 | \$0.00 | \$0.00 | \$6,210.00 | \$6,210.00 | \$0.00 |
| 3300 | SERVICIOS PROFESIONALES, CIENTÍFICOS, TÉCNICOS | \$247,257.00 | \$342,629.27 | \$589,886.27 | \$585,093.64 | \$4,792.63 | \$585,093.64 | \$0.00 | \$4,792.63 | \$585,093.64 | \$585,093.64 | \$0.00 |
| 3310 | Servicios legales, de contabilidad, auditoría y relacionado | \$147,598.00 | -\$10,831.55 | \$136,766.45 | \$136,766.45 | \$0.00 | \$136,766.45 | \$0.00 | \$0.00 | \$136,766.45 | \$136,766.45 | \$0.00 |
| 3311 | Servicios legales, de contabilidad, auditoría y relacionado | \$147,598.00 | -\$10,831.55 | \$136,766.45 | \$136,766.45 | \$0.00 | \$136,766.45 | \$0.00 | \$0.00 | \$136,766.45 | \$136,766.45 | \$0.00 |
| 3340 | Servicios de capacitación | \$78,194.00 | \$290,214.30 | \$368,408.30 | \$363,615.67 | \$4,792.63 | \$363,615.67 | \$0.00 | \$4,792.63 | \$363,615.67 | \$363,615.67 | \$0.00 |



Url supervisor
Rep: rptEstadoPresupuestoEgresos_FF

INSTITUTO TECNOLÓGICO SUPERIOR DE TLATLAUQUITEPEC PUEBLA

Estado del Ejercicio del Presupuesto por Fuente de Financiamiento Al 31/dic/2018

| Fuente de Financiamiento | | Aprobado | Ampliaciones / (Reducciones) | Presupuesto Vigente | Comprometido | Presupuesto Disponible para Comprometer | Devengado | Comprometido No Devengado | Presupuesto Sin Devengar | Ejercido | Pagado | Cuentas por Pagar Deuda |
|--------------------------|---|--------------|---------------------------------|------------------------|--------------|---|--------------|------------------------------|-----------------------------|--------------|--------------|-------------------------------|
| Objeto | del Gasto | | | | | | | | | | | |
| 3341 | Servicios de capacitación | \$78,194.00 | \$290,214.30 | \$368,408.30 | \$363,615.67 | \$4,792.63 | \$363,615.67 | \$0.00 | \$4,792.63 | \$363,615.67 | \$363,615.67 | \$0.00 |
| 3350 | Servicios de investigación científica y desarrollo | \$1,800.00 | -\$1,800.00 | \$0.00 | \$0.00 | \$0.00 | \$0.00 | \$0.00 | \$0.00 | \$0.00 | \$0.00 | \$0.00 |
| 3351 | Servicios de investigación científica y desarrollo | \$1,800.00 | -\$1,800.00 | \$0.00 | \$0.00 | \$0.00 | \$0.00 | \$0.00 | \$0.00 | \$0.00 | \$0.00 | \$0.00 |
| 3380 | Servicios de apoyo administrativo, traducción, fotocopiado | \$19,665.00 | -\$5,243.48 | \$14,421.52 | \$14,421.52 | \$0.00 | \$14,421.52 | \$0.00 | \$0.00 | \$0.00 | \$0.00 | \$0.00 |
| 3361 | Servicios de apoyo administrativo y secretarial | \$19,665.00 | -\$5,243.48 | \$14,421.52 | \$14,421.52 | \$0.00 | \$14,421.52 | \$0.00 | \$0.00 | \$14,421.52 | \$14,421.52 | \$0.00 |
| 3380 | Servicios de vigilancia | \$0.00 | \$70,290.00 | \$70,290.00 | \$70,290.00 | \$0.00 | \$70,290.00 | \$0.00 | \$0.00 | \$14,421.52 | \$14,421.52 | \$0.00 |
| 3381 | Servicios de vigilancia | \$0.00 | \$70,290.00 | \$70,290.00 | \$70,290.00 | \$0.00 | \$70,290.00 | \$0.00 | \$0.00 | \$70,290.00 | \$70,290.00 | \$0.00 |
| 3400 | SERVICIOS FINANCIEROS, BANCARIOS Y COMERCIAL | \$31,460.00 | -\$14,260.00 | \$17,200.00 | \$16,946.76 | \$253.24 | \$16,946.76 | \$0.00 | \$253.24 | \$70,290.00 | \$70,290.00 | \$0.00 |
| 3410 | Servicios financieros y bancarios | \$6,000.00 | \$11,200.00 | \$17,200.00 | \$16,946.76 | \$253.24 | \$16,946.76 | \$0.00 | \$253.24 | \$16,946.76 | \$16,946.76 | \$0.00 |
| 3411 | Servicios financieros y bancarios | \$6,000.00 | \$11,200.00 | \$17,200.00 | \$16,946.76 | \$253.24 | \$16,946.76 | \$0.00 | \$253.24 | \$16,946.76 | \$16,946.76 | \$0.00 |
| 3450 | Seguro de bienes patrimoniales | \$25,460.00 | -\$25,460.00 | \$0.00 | \$0.00 | \$0.00 | \$0.00 | \$0.00 | \$0.00 | \$0.00 | \$0.00 | \$0.00 |
| 3451 | Seguro de bienes patrimoniales | \$25,460.00 | -\$25,460.00 | \$0.00 | \$0.00 | \$0.00 | \$0.00 | \$0.00 | \$0.00 | \$0.00 | \$0.00 | \$0.00 |
| 3500 | SERVICIOS DE INSTALACIÓN, REPARACIÓN, MANTEN | \$22,750.00 | \$42,557.40 | \$65,307.40 | \$60,657.40 | \$4,650.00 | \$60,657.40 | \$0.00 | \$4,650.00 | \$60,657.40 | \$60,657.40 | \$0.00 |
| 3510 | Conservación y mantenimiento menor de inmuebles | \$0.00 | \$5,037.00 | \$5,037.00 | \$5,037.00 | \$0.00 | \$5,037.00 | \$0.00 | \$0.00 | \$5,037.00 | \$5,037.00 | \$0.00 |
| 3511 | Conservación y mantenimiento menor de inmuebles | \$0.00 | \$5,037.00 | \$5,037.00 | \$5,037.00 | \$0.00 | \$5,037.00 | \$0.00 | \$0.00 | \$5,037.00 | \$5,037.00 | \$0.00 |
| 3530 | Instalación, reparación y mantenimiento de equipo de cóm | \$250.00 | \$3,739.80 | \$3,989.80 | \$3,989.80 | \$0.00 | \$3,989.80 | \$0.00 | \$0.00 | \$3,989.80 | \$3,989.80 | \$0.00 |
| 3531 | Instalación, reparación y mantenimiento de equipo de cóm | \$250.00 | \$3,739.80 | \$3,989.80 | \$3,989.80 | \$0.00 | \$3,989.80 | \$0.00 | \$0.00 | \$3,989.80 | \$3,989.80 | \$0.00 |
| 3550 | Reparación y mantenimiento de equipo de transporte | \$22,500.00 | \$3,780.60 | \$56,280.60 | \$51,630.60 | \$4,650.00 | \$51,630.60 | \$0.00 | \$4,650.00 | \$51,630.60 | \$51,630.60 | \$0.00 |
| 3551 | Reparación y mantenimiento de equipo de transporte | \$22,500.00 | \$3,780.60 | \$56,280.60 | \$51,630.60 | \$4,650.00 | \$51,630.60 | \$0.00 | \$4,650.00 | \$51,630.60 | \$51,630.60 | \$0.00 |
| 3600 | SERVICIOS DE COMUNICACIÓN SOCIAL Y PUBLICIDAD | \$73,920.00 | -\$17,929.10 | \$55,990.90 | \$53,502.00 | \$2,488.90 | \$53,502.00 | \$0.00 | \$2,488.90 | \$53,502.00 | \$53,502.00 | \$0.00 |
| 3620 | Difusión por radio, televisión y otros medios de mensajes i | \$73,920.00 | -\$17,929.10 | \$55,990.90 | \$53,502.00 | \$2,488.90 | \$53,502.00 | \$0.00 | \$2,488.90 | \$53,502.00 | \$53,502.00 | \$0.00 |
| 3621 | Servicios de difusión para la comercialización de bienes c | \$73,920.00 | -\$17,929.10 | \$55,990.90 | \$53,502.00 | \$2,488.90 | \$53,502.00 | \$0.00 | \$2,488.90 | \$53,502.00 | \$53,502.00 | \$0.00 |
| 3700 | Servicios de traslados y viáticos | \$107,036.00 | -\$8,000.63 | \$99,035.37 | \$89,035.37 | \$10,000.00 | \$89,035.37 | \$0.00 | \$10,000.00 | \$89,035.37 | \$89,035.37 | \$0.00 |
| 3710 | Pasajes aéreos | \$4,500.00 | \$5,891.00 | \$10,391.00 | \$10,391.00 | \$0.00 | \$10,391.00 | \$0.00 | \$0.00 | \$10,391.00 | \$10,391.00 | \$0.00 |
| 3711 | Pasajes aéreos nacionales | \$4,500.00 | \$5,891.00 | \$10,391.00 | \$10,391.00 | \$0.00 | \$10,391.00 | \$0.00 | \$0.00 | \$10,391.00 | \$10,391.00 | \$0.00 |
| 3720 | Pasajes terrestres | \$38,426.00 | -\$22,952.42 | \$15,473.58 | \$15,473.58 | \$0.00 | \$15,473.58 | \$0.00 | \$0.00 | \$15,473.58 | \$15,473.58 | \$0.00 |
| 3721 | Pasajes terrestres nacionales | \$38,426.00 | -\$22,952.42 | \$15,473.58 | \$15,473.58 | \$0.00 | \$15,473.58 | \$0.00 | \$0.00 | \$15,473.58 | \$15,473.58 | \$0.00 |
| 3750 | Viáticos en el país | \$64,110.00 | \$9,060.79 | \$73,170.79 | \$63,170.79 | \$10,000.00 | \$63,170.79 | \$0.00 | \$10,000.00 | \$63,170.79 | \$63,170.79 | \$0.00 |
| 3751 | Viáticos en el país | \$64,110.00 | \$9,060.79 | \$73,170.79 | \$63,170.79 | \$10,000.00 | \$63,170.79 | \$0.00 | \$10,000.00 | \$63,170.79 | \$63,170.79 | \$0.00 |
| 3800 | SERVICIOS OFICIALES | \$1,262.00 | \$5,960.91 | \$7,222.91 | \$7,222.91 | \$0.00 | \$7,222.91 | \$0.00 | \$0.00 | \$7,222.91 | \$7,222.91 | \$0.00 |
| 3820 | Gastos de orden social y cultural | \$1,262.00 | \$5,960.91 | \$7,222.91 | \$7,222.91 | \$0.00 | \$7,222.91 | \$0.00 | \$0.00 | \$7,222.91 | \$7,222.91 | \$0.00 |



Usr: supervisor
Rep: rptEstadoPresupuestoEgresos_FF

INSTITUTO TECNOLÓGICO SUPERIOR DE TLATLAUQUITEPEC PUEBLA

Estado del Ejercicio del Presupuesto por Fuente de Financiamiento Al 31/dic/2018

| Fuente de Financiamiento | | Aprobado | Ampliaciones / (Reducciones) | Presupuesto Vigente | Comprometido | Presupuesto Disponible para Comprometer | Devengado | Comprometido No Devengado | Presupuesto Sin Devengar | Ejercido | Pagado | Cuentas por Pagar Deuda |
|--------------------------------|---|------------------------|---------------------------------|------------------------|------------------------|---|------------------------|------------------------------|-----------------------------|------------------------|------------------------|-------------------------------|
| Objeto del Gasto | | | | | | | | | | | | |
| 3821 | Gastos de orden social y cultural | \$1,262.00 | \$5,960.91 | \$7,222.91 | \$7,222.91 | \$0.00 | \$7,222.91 | \$0.00 | \$0.00 | \$7,222.91 | \$7,222.91 | \$0.00 |
| 3900 | OTROS SERVICIOS GENERALES | \$100,450.00 | \$181,935.75 | \$282,385.75 | \$278,279.19 | \$4,106.56 | \$278,279.19 | \$0.00 | \$4,106.56 | \$278,279.19 | \$278,279.19 | \$0.00 |
| 3920 | Impuestos y derechos | \$100,450.00 | \$44,527.75 | \$144,977.75 | \$141,987.19 | \$2,990.56 | \$141,987.19 | \$0.00 | \$2,990.56 | \$141,987.19 | \$141,987.19 | \$0.00 |
| 3921 | Impuestos y derechos | \$100,450.00 | \$44,527.75 | \$144,977.75 | \$141,987.19 | \$2,990.56 | \$141,987.19 | \$0.00 | \$2,990.56 | \$141,987.19 | \$141,987.19 | \$0.00 |
| 3980 | Impuesto sobre nóminas y otros que se deriven de una re | \$0.00 | \$137,408.00 | \$137,408.00 | \$136,292.00 | \$1,116.00 | \$136,292.00 | \$0.00 | \$1,116.00 | \$136,292.00 | \$136,292.00 | \$0.00 |
| 3981 | Impuesto sobre nóminas (2%) | \$0.00 | \$137,408.00 | \$137,408.00 | \$136,292.00 | \$1,116.00 | \$136,292.00 | \$0.00 | \$1,116.00 | \$136,292.00 | \$136,292.00 | \$0.00 |
| 9000 | DEUDA PÚBLICA | \$608,941.76 | \$0.00 | \$608,941.76 | \$608,223.90 | \$717.86 | \$608,223.90 | \$0.00 | \$717.86 | \$608,223.90 | \$608,223.90 | \$0.00 |
| 9900 | ADEUDOS DE EJERCICIOS FISCALES ANTERIORES (A | \$608,941.76 | \$0.00 | \$608,941.76 | \$608,223.90 | \$717.86 | \$608,223.90 | \$0.00 | \$717.86 | \$608,223.90 | \$608,223.90 | \$0.00 |
| 9910 | ADEFAS | \$608,941.76 | \$0.00 | \$608,941.76 | \$608,223.90 | \$717.86 | \$608,223.90 | \$0.00 | \$717.86 | \$608,223.90 | \$608,223.90 | \$0.00 |
| 9911 | ADEFAS de Capítulo 1000 | \$449,653.72 | \$0.00 | \$449,653.72 | \$448,935.86 | \$717.86 | \$448,935.86 | \$0.00 | \$717.86 | \$448,935.86 | \$448,935.86 | \$0.00 |
| 9912 | ADEFAS de Capítulo 2000 | \$38,800.00 | \$0.00 | \$38,800.00 | \$38,800.00 | \$0.00 | \$38,800.00 | \$0.00 | \$0.00 | \$38,800.00 | \$38,800.00 | \$0.00 |
| 9913 | ADEFAS de Capítulo 3000 | \$120,488.04 | \$0.00 | \$120,488.04 | \$120,488.04 | \$0.00 | \$120,488.04 | \$0.00 | \$0.00 | \$120,488.04 | \$120,488.04 | \$0.00 |
| RECURSOS FEDERALES | | \$10,648,870.76 | \$600,590.62 | \$11,249,461.38 | \$10,812,286.19 | \$437,175.19 | \$10,812,286.19 | \$0.00 | \$437,175.19 | \$10,534,313.59 | \$10,530,985.62 | \$281,300.57 |
| 0006 RECURSOS ESTATALES | | | | | | | | | | | | |
| 1000 | SERVICIOS PERSONALES | \$8,730,373.00 | \$68,270.82 | \$8,798,643.82 | \$8,352,517.86 | \$446,125.96 | \$8,352,517.86 | \$0.00 | \$444,125.96 | \$8,080,218.43 | \$8,084,146.36 | \$268,371.50 |
| 1100 | REMUNERACIONES AL PERSONAL DE CARÁCTER PE | \$5,157,438.39 | -\$261,530.28 | \$4,895,908.11 | \$4,895,908.11 | \$0.00 | \$4,895,908.11 | \$0.00 | \$0.00 | \$4,895,908.11 | \$4,899,836.04 | -\$3,927.93 |
| 1130 | Sueldos base al personal permanente | \$5,157,438.39 | -\$261,530.28 | \$4,895,908.11 | \$4,895,908.11 | \$0.00 | \$4,895,908.11 | \$0.00 | \$0.00 | \$4,895,908.11 | \$4,899,836.04 | -\$3,927.93 |
| 1132 | Sueldos al personal de base | \$5,157,438.39 | -\$261,530.28 | \$4,895,908.11 | \$4,895,908.11 | \$0.00 | \$4,895,908.11 | \$0.00 | \$0.00 | \$4,895,908.11 | \$4,899,836.04 | -\$3,927.93 |
| 1300 | REMUNERACIONES ADICIONALES Y ESPECIALES | \$1,241,654.75 | \$2,671.83 | \$1,244,326.58 | \$981,774.82 | \$332,551.76 | \$981,774.82 | \$0.00 | \$262,551.76 | \$709,475.39 | \$709,475.39 | \$272,299.43 |
| 1310 | Primas por años de servicio efectivos prestados | \$337,335.00 | -\$30,004.78 | \$307,330.22 | \$169,384.29 | \$207,955.49 | \$169,384.29 | \$0.00 | \$137,945.93 | \$169,384.29 | \$169,384.29 | \$0.00 |
| 1311 | Prima quinquenal | \$337,335.00 | -\$30,004.78 | \$307,330.22 | \$169,384.29 | \$207,955.49 | \$169,384.29 | \$0.00 | \$137,945.93 | \$169,384.29 | \$169,384.29 | \$0.00 |
| 1320 | Primas de vacaciones, dominical y gratificación de fin de | \$904,319.75 | \$32,676.61 | \$936,996.36 | \$812,390.53 | \$124,605.83 | \$812,390.53 | \$0.00 | \$124,605.83 | \$540,091.10 | \$540,091.10 | \$272,299.43 |
| 1321 | Prestaciones de fin de año en efectivo | \$339,119.98 | \$226,295.60 | \$565,415.58 | \$565,415.58 | \$0.00 | \$565,415.58 | \$0.00 | \$0.00 | \$293,116.15 | \$293,116.15 | \$272,299.43 |
| 1322 | Prima vacacional | \$565,199.77 | -\$193,618.99 | \$371,580.78 | \$246,974.95 | \$124,605.83 | \$246,974.95 | \$0.00 | \$124,605.83 | \$246,974.95 | \$246,974.95 | \$0.00 |
| 1400 | SEGURIDAD SOCIAL | \$1,280,516.83 | \$640,774.94 | \$1,921,291.77 | \$1,855,677.87 | \$16,884.95 | \$1,855,677.87 | \$0.00 | \$65,612.90 | \$1,855,677.87 | \$1,855,677.87 | \$0.00 |
| 1410 | Aportaciones de seguridad social | \$1,205,047.83 | \$444,416.53 | \$1,649,464.36 | \$1,600,736.41 | \$0.00 | \$1,600,736.41 | \$0.00 | \$48,727.95 | \$1,600,736.41 | \$1,600,736.41 | \$0.00 |
| 1411 | Aportaciones al ISSSTE | \$1,205,047.83 | \$444,416.53 | \$1,649,464.36 | \$1,600,736.41 | \$0.00 | \$1,600,736.41 | \$0.00 | \$48,727.95 | \$1,600,736.41 | \$1,600,736.41 | \$0.00 |
| 1420 | Aportaciones a fondos de vivienda | \$53,216.24 | \$201,725.22 | \$254,941.46 | \$254,941.46 | \$0.00 | \$254,941.46 | \$0.00 | \$0.00 | \$254,941.46 | \$254,941.46 | \$0.00 |
| 1421 | Cuotas al FOVISSSTE | \$53,216.24 | \$201,725.22 | \$254,941.46 | \$254,941.46 | \$0.00 | \$254,941.46 | \$0.00 | \$0.00 | \$254,941.46 | \$254,941.46 | \$0.00 |
| 1430 | Aportaciones al sistema para el retiro | \$22,251.76 | -\$5,368.81 | \$16,884.95 | \$0.00 | \$16,884.95 | \$0.00 | \$0.00 | \$16,884.95 | \$0.00 | \$0.00 | \$0.00 |

**INSTITUTO TECNOLOGICO SUPERIOR DE TLATLAUQUITEPEC
 PUEBLA**
 Estado del Ejercicio del Presupuesto por Fuente de Financiamiento Al 31/dic/2018

| Fuente de Financiamiento | | Aprobado | Ampliaciones / (Reducciones) | Presupuesto Vigente | Comprometido | Presupuesto Disponible para Comprometer | Devengado | Comprometido No Devengado | Presupuesto Sin Devengar | Ejercido | Pagado | Cuentas por Pagar Deuda |
|--------------------------|---|--------------|---------------------------------|------------------------|--------------|---|--------------|------------------------------|-----------------------------|--------------|--------------|-------------------------------|
| Objeto | del Gasto | | | | | | | | | | | |
| 1431 | Sistema de ahorro para el retiro | \$22,251.76 | -\$5,366.81 | \$16,884.95 | \$0.00 | \$16,884.95 | \$0.00 | \$0.00 | \$16,884.95 | \$0.00 | \$0.00 | \$0.00 |
| 1500 | OTRAS PRESTACIONES SOCIALES Y ECONÓMICAS | \$762,914.03 | -\$157,010.97 | \$605,903.06 | \$605,903.06 | \$0.00 | \$605,903.06 | \$0.00 | \$0.00 | \$605,903.06 | \$605,903.06 | \$0.00 |
| 1540 | Prestaciones contractuales | \$473,531.64 | \$16,907.90 | \$490,439.54 | \$490,439.54 | \$0.00 | \$490,439.54 | \$0.00 | \$0.00 | \$490,439.54 | \$490,439.54 | \$0.00 |
| 1541 | Canasta básica, ayuda para despensa | \$473,531.64 | \$16,907.90 | \$490,439.54 | \$490,439.54 | \$0.00 | \$490,439.54 | \$0.00 | \$0.00 | \$490,439.54 | \$490,439.54 | \$0.00 |
| 1590 | Otras prestaciones sociales y económicas | \$289,382.39 | -\$173,918.87 | \$115,463.52 | \$115,463.52 | \$0.00 | \$115,463.52 | \$0.00 | \$0.00 | \$115,463.52 | \$115,463.52 | \$0.00 |
| 1591 | Días económicos | \$289,382.39 | -\$226,858.60 | \$62,523.79 | \$62,523.79 | \$0.00 | \$62,523.79 | \$0.00 | \$0.00 | \$62,523.79 | \$62,523.79 | \$0.00 |
| 1593 | Otras prestaciones económicas y sociales | \$0.00 | \$52,939.73 | \$52,939.73 | \$52,939.73 | \$0.00 | \$52,939.73 | \$0.00 | \$0.00 | \$52,939.73 | \$52,939.73 | \$0.00 |
| 1700 | PAGO DE ESTÍMULOS A SERVIDORES PÚBLICOS | \$287,850.00 | -\$158,634.70 | \$129,215.30 | \$13,254.00 | \$115,961.30 | \$13,254.00 | \$0.00 | \$115,961.30 | \$13,254.00 | \$13,254.00 | \$0.00 |
| 1710 | Estímulos | \$287,850.00 | -\$158,634.70 | \$129,215.30 | \$13,254.00 | \$115,961.30 | \$13,254.00 | \$0.00 | \$115,961.30 | \$13,254.00 | \$13,254.00 | \$0.00 |
| 1711 | Estímulos por productividad | \$287,850.00 | -\$158,634.70 | \$129,215.30 | \$13,254.00 | \$115,961.30 | \$13,254.00 | \$0.00 | \$115,961.30 | \$13,254.00 | \$13,254.00 | \$0.00 |
| 2000 | MATERIALES Y SUMINISTRO | \$581,363.00 | \$20,466.45 | \$601,829.45 | \$601,829.45 | \$0.00 | \$601,829.45 | \$0.00 | \$0.00 | \$545,229.68 | \$544,629.68 | \$57,199.77 |
| 2100 | Materiales de administración, emisión de documentos y an | \$139,904.00 | \$74,724.26 | \$214,628.26 | \$214,628.26 | \$0.00 | \$214,628.26 | \$0.00 | \$0.00 | \$158,028.49 | \$158,028.49 | \$56,599.77 |
| 2110 | Materiales, útiles y equipos menores de oficina | \$42,300.00 | \$41,426.82 | \$83,726.82 | \$83,726.82 | \$0.00 | \$83,726.82 | \$0.00 | \$0.00 | \$27,127.05 | \$27,127.05 | \$56,599.77 |
| 2111 | Papelera y consumibles de oficina | \$42,300.00 | \$41,426.82 | \$83,726.82 | \$83,726.82 | \$0.00 | \$83,726.82 | \$0.00 | \$0.00 | \$27,127.05 | \$27,127.05 | \$56,599.77 |
| 2120 | Materiales y útiles de impresión y reproducción | \$23,318.00 | \$0.00 | \$23,318.00 | \$23,318.00 | \$0.00 | \$23,318.00 | \$0.00 | \$0.00 | \$23,318.00 | \$23,318.00 | \$0.00 |
| 2121 | Materiales y útiles de impresión y reproducción | \$23,318.00 | \$0.00 | \$23,318.00 | \$23,318.00 | \$0.00 | \$23,318.00 | \$0.00 | \$0.00 | \$23,318.00 | \$23,318.00 | \$0.00 |
| 2140 | Materiales, útiles y equipos menores de tecnologías de la | \$49,727.00 | \$37,532.46 | \$87,259.46 | \$87,259.46 | \$0.00 | \$87,259.46 | \$0.00 | \$0.00 | \$87,259.46 | \$87,259.46 | \$0.00 |
| 2141 | Material de limpieza y mantenimiento e insumos para equ | \$49,727.00 | \$37,532.46 | \$87,259.46 | \$87,259.46 | \$0.00 | \$87,259.46 | \$0.00 | \$0.00 | \$87,259.46 | \$87,259.46 | \$0.00 |
| 2150 | Material impreso e información digital | \$4,000.00 | \$0.00 | \$4,000.00 | \$4,000.00 | \$0.00 | \$4,000.00 | \$0.00 | \$0.00 | \$4,000.00 | \$4,000.00 | \$0.00 |
| 2151 | Publicaciones impresas | \$4,000.00 | \$0.00 | \$4,000.00 | \$4,000.00 | \$0.00 | \$4,000.00 | \$0.00 | \$0.00 | \$4,000.00 | \$4,000.00 | \$0.00 |
| 2160 | Material de limpieza | \$20,559.00 | -\$4,235.02 | \$16,323.98 | \$16,323.98 | \$0.00 | \$16,323.98 | \$0.00 | \$0.00 | \$16,323.98 | \$16,323.98 | \$0.00 |
| 2161 | Material de limpieza | \$20,559.00 | -\$4,235.02 | \$16,323.98 | \$16,323.98 | \$0.00 | \$16,323.98 | \$0.00 | \$0.00 | \$16,323.98 | \$16,323.98 | \$0.00 |
| 2200 | ALIMENTOS Y UTENSILIOS | \$25,474.00 | \$8,658.55 | \$34,130.55 | \$34,130.55 | \$0.00 | \$34,130.55 | \$0.00 | \$0.00 | \$34,130.55 | \$34,130.55 | \$0.00 |
| 2210 | Productos alimenticios para personas | \$20,104.00 | \$10,090.00 | \$30,194.00 | \$30,194.00 | \$0.00 | \$30,194.00 | \$0.00 | \$0.00 | \$30,194.00 | \$30,194.00 | \$0.00 |
| 2211 | Alimentos para el personal Institucional | \$20,104.00 | \$10,090.00 | \$30,194.00 | \$30,194.00 | \$0.00 | \$30,194.00 | \$0.00 | \$0.00 | \$30,194.00 | \$30,194.00 | \$0.00 |
| 2220 | Productos alimenticios para animales | \$0.00 | \$444.00 | \$444.00 | \$444.00 | \$0.00 | \$444.00 | \$0.00 | \$0.00 | \$444.00 | \$444.00 | \$0.00 |
| 2221 | Productos alimenticios para animales | \$0.00 | \$444.00 | \$444.00 | \$444.00 | \$0.00 | \$444.00 | \$0.00 | \$0.00 | \$444.00 | \$444.00 | \$0.00 |
| 2230 | Utensilios para el servicio de alimentación | \$5,370.00 | -\$1,877.45 | \$3,492.55 | \$3,492.55 | \$0.00 | \$3,492.55 | \$0.00 | \$0.00 | \$3,492.55 | \$3,492.55 | \$0.00 |
| 2231 | Utensilios, materiales y equipos menores para el servicio | \$5,370.00 | -\$1,877.45 | \$3,492.55 | \$3,492.55 | \$0.00 | \$3,492.55 | \$0.00 | \$0.00 | \$3,492.55 | \$3,492.55 | \$0.00 |
| 2300 | MATERIAS PRIMAS Y MATERIALES DE PRODUCCIÓN | \$17,600.00 | -\$15,773.00 | \$1,827.00 | \$1,827.00 | \$0.00 | \$1,827.00 | \$0.00 | \$0.00 | \$1,827.00 | \$1,827.00 | \$0.00 |
| 2310 | Productos alimenticios, agropocuarios y forestales adquir | \$1,600.00 | \$227.00 | \$1,827.00 | \$1,827.00 | \$0.00 | \$1,827.00 | \$0.00 | \$0.00 | \$1,827.00 | \$1,827.00 | \$0.00 |



Usu: supervisor
Rep: rptEstadoPresupuestoEgresos_FF

INSTITUTO TECNOLOGICO SUPERIOR DE TLATLAUQUITEPEC PUEBLA

Estado del Ejercicio del Presupuesto por Fuente de Financiamiento Al 31/dic/2018

| Fuente de Financiamiento | | Aprobado | Ampliaciones / (Reducciones) | Presupuesto Vigente | Comprometido | Presupuesto Disponible para Comprometer | Devengado | Comprometido No Devengado | Presupuesto Sin Devengar | Ejercido | Pagado | Cuentas por Pagar Deuda |
|--------------------------|---|--------------|---------------------------------|------------------------|--------------|---|-------------|------------------------------|-----------------------------|-------------|-------------|-------------------------------|
| Objeto | del Gasto | | | | | | | | | | | |
| 2311 | Productos alimenticios, agropecuarios y forestales adqui | \$1,600.00 | \$227.00 | \$1,827.00 | \$1,827.00 | \$0.00 | \$1,827.00 | \$0.00 | \$0.00 | \$1,827.00 | \$1,827.00 | \$0.00 |
| 2350 | Productos químicos, farmacéuticos y de laboratorio adqui | \$4,000.00 | -\$4,000.00 | \$0.00 | \$0.00 | \$0.00 | \$0.00 | \$0.00 | \$0.00 | \$0.00 | \$0.00 | \$0.00 |
| 2351 | PRODUCTOS QUIMICOS, FARMACÉUTICOS Y DE LABO | \$4,000.00 | -\$4,000.00 | \$0.00 | \$0.00 | \$0.00 | \$0.00 | \$0.00 | \$0.00 | \$0.00 | \$0.00 | \$0.00 |
| 2360 | Productos metálicos y a base de minerales no metálicos i | \$4,000.00 | -\$4,000.00 | \$0.00 | \$0.00 | \$0.00 | \$0.00 | \$0.00 | \$0.00 | \$0.00 | \$0.00 | \$0.00 |
| 2361 | Productos metálicos y a base de minerales no metálicos z | \$4,000.00 | -\$4,000.00 | \$0.00 | \$0.00 | \$0.00 | \$0.00 | \$0.00 | \$0.00 | \$0.00 | \$0.00 | \$0.00 |
| 2390 | Otros productos adquiridos como materia prima | \$8,000.00 | -\$8,000.00 | \$0.00 | \$0.00 | \$0.00 | \$0.00 | \$0.00 | \$0.00 | \$0.00 | \$0.00 | \$0.00 |
| 2391 | OTROS PRODUCTOS ADQUIRIDOS COMO MATERIA I | \$8,000.00 | -\$8,000.00 | \$0.00 | \$0.00 | \$0.00 | \$0.00 | \$0.00 | \$0.00 | \$0.00 | \$0.00 | \$0.00 |
| 2400 | MATERIALES Y ARTÍCULOS DE CONSTRUCCIÓN Y DE | \$39,564.00 | \$44,154.83 | \$83,718.83 | \$83,718.83 | \$0.00 | \$83,718.83 | \$0.00 | \$0.00 | \$83,718.83 | \$83,718.83 | \$0.00 |
| 2420 | Cemento y productos de concreto | \$0.00 | \$34,909.07 | \$34,909.07 | \$34,909.07 | \$0.00 | \$34,909.07 | \$0.00 | \$0.00 | \$34,909.07 | \$34,909.07 | \$0.00 |
| 2421 | Cemento y productos de concreto | \$0.00 | \$34,909.07 | \$34,909.07 | \$34,909.07 | \$0.00 | \$34,909.07 | \$0.00 | \$0.00 | \$34,909.07 | \$34,909.07 | \$0.00 |
| 2460 | Material eléctrico y electrónico | \$20,732.00 | -\$15,719.35 | \$5,012.65 | \$5,012.65 | \$0.00 | \$5,012.65 | \$0.00 | \$0.00 | \$5,012.65 | \$5,012.65 | \$0.00 |
| 2461 | Material eléctrico y electrónico | \$20,732.00 | -\$15,719.35 | \$5,012.65 | \$5,012.65 | \$0.00 | \$5,012.65 | \$0.00 | \$0.00 | \$5,012.65 | \$5,012.65 | \$0.00 |
| 2470 | Artículos metálicos para la construcción | \$17,832.00 | -\$1,916.20 | \$15,915.80 | \$15,915.80 | \$0.00 | \$15,915.80 | \$0.00 | \$0.00 | \$15,915.80 | \$15,915.80 | \$0.00 |
| 2471 | Artículos metálicos para la construcción | \$17,832.00 | -\$1,916.20 | \$15,915.80 | \$15,915.80 | \$0.00 | \$15,915.80 | \$0.00 | \$0.00 | \$15,915.80 | \$15,915.80 | \$0.00 |
| 2480 | Materiales complementarios | \$1,000.00 | \$6,877.76 | \$7,877.76 | \$7,877.76 | \$0.00 | \$7,877.76 | \$0.00 | \$0.00 | \$7,877.76 | \$7,877.76 | \$0.00 |
| 2481 | Materiales complementarios | \$1,000.00 | \$6,877.76 | \$7,877.76 | \$7,877.76 | \$0.00 | \$7,877.76 | \$0.00 | \$0.00 | \$7,877.76 | \$7,877.76 | \$0.00 |
| 2490 | Otros materiales y artículos de construcción y reparación | \$0.00 | \$20,003.55 | \$20,003.55 | \$20,003.55 | \$0.00 | \$20,003.55 | \$0.00 | \$0.00 | \$20,003.55 | \$20,003.55 | \$0.00 |
| 2491 | Otros materiales y artículos de construcción y reparación | \$0.00 | \$20,003.55 | \$20,003.55 | \$20,003.55 | \$0.00 | \$20,003.55 | \$0.00 | \$0.00 | \$20,003.55 | \$20,003.55 | \$0.00 |
| 2500 | Productos químicos, farmacéuticos y de laboratorios | \$192,064.00 | -\$124,853.84 | \$67,210.16 | \$67,210.16 | \$0.00 | \$67,210.16 | \$0.00 | \$0.00 | \$67,210.16 | \$67,210.16 | \$0.00 |
| 2510 | Productos químicos básicos | \$61,290.00 | -\$17,198.40 | \$44,091.60 | \$44,091.60 | \$0.00 | \$44,091.60 | \$0.00 | \$0.00 | \$44,091.60 | \$44,091.60 | \$0.00 |
| 2511 | Productos químicos básicos | \$61,290.00 | -\$17,198.40 | \$44,091.60 | \$44,091.60 | \$0.00 | \$44,091.60 | \$0.00 | \$0.00 | \$44,091.60 | \$44,091.60 | \$0.00 |
| 2520 | Fertilizantes, pesticidas y otros agroquímicos | \$10,525.00 | -\$10,525.00 | \$0.00 | \$0.00 | \$0.00 | \$0.00 | \$0.00 | \$0.00 | \$0.00 | \$0.00 | \$0.00 |
| 2521 | Fertilizantes, pesticidas y otros agroquímicos | \$10,525.00 | -\$10,525.00 | \$0.00 | \$0.00 | \$0.00 | \$0.00 | \$0.00 | \$0.00 | \$0.00 | \$0.00 | \$0.00 |
| 2530 | Medicinas y productos farmacéuticos | \$4,400.00 | -\$1,502.22 | \$2,897.78 | \$2,897.78 | \$0.00 | \$2,897.78 | \$0.00 | \$0.00 | \$2,897.78 | \$2,897.78 | \$0.00 |
| 2531 | Medicinas y productos farmacéuticos de uso humano | \$4,400.00 | -\$1,502.22 | \$2,897.78 | \$2,897.78 | \$0.00 | \$2,897.78 | \$0.00 | \$0.00 | \$2,897.78 | \$2,897.78 | \$0.00 |
| 2540 | Materiales accesorios y suministros médicos | \$3,345.00 | \$0.00 | \$3,345.00 | \$3,345.00 | \$0.00 | \$3,345.00 | \$0.00 | \$0.00 | \$3,345.00 | \$3,345.00 | \$0.00 |
| 2541 | Materiales y suministros médicos | \$3,345.00 | \$0.00 | \$3,345.00 | \$3,345.00 | \$0.00 | \$3,345.00 | \$0.00 | \$0.00 | \$3,345.00 | \$3,345.00 | \$0.00 |
| 2550 | Materiales, accesorios y suministros de laboratorio | \$65,405.00 | -\$59,132.71 | \$6,272.29 | \$6,272.29 | \$0.00 | \$6,272.29 | \$0.00 | \$0.00 | \$6,272.29 | \$6,272.29 | \$0.00 |
| 2551 | Materiales, suministros e instrumentos menores de labor | \$65,405.00 | -\$59,132.71 | \$6,272.29 | \$6,272.29 | \$0.00 | \$6,272.29 | \$0.00 | \$0.00 | \$6,272.29 | \$6,272.29 | \$0.00 |
| 2560 | Fibras sintéticas, hules, plásticos y derivados | \$47,099.00 | -\$36,495.51 | \$10,603.49 | \$10,603.49 | \$0.00 | \$10,603.49 | \$0.00 | \$0.00 | \$10,603.49 | \$10,603.49 | \$0.00 |
| 2561 | Fibras sintéticas, hules, plásticos y derivados | \$47,099.00 | -\$36,495.51 | \$10,603.49 | \$10,603.49 | \$0.00 | \$10,603.49 | \$0.00 | \$0.00 | \$10,603.49 | \$10,603.49 | \$0.00 |



Usu supervisor
Rep: rptEstadoPresupuestoEgresos_FF

INSTITUTO TECNOLÓGICO SUPERIOR DE TLATLAUQUITEPEC PUEBLA

Estado del Ejercicio del Presupuesto por Fuente de Financiamiento Al 31/dic/2018

| Fuente de Financiamiento | | Aprobado | Ampliaciones / (Reducciones) | Presupuesto Vigente | Comprometido | Presupuesto Disponible para Comprometer | Devengado | Comprometido No Devengado | Presupuesto Sin Devengar | Ejercido | Pagado | Cuentas por Pagar Deuda |
|--------------------------|--|--------------|---------------------------------|------------------------|----------------|---|----------------|------------------------------|-----------------------------|----------------|----------------|-------------------------------|
| Objeto del Gasto | | | | | | | | | | | | |
| 2600 | COMBUSTIBLES, LUBRICANTES Y ADITIVOS | \$109,484.00 | \$38,489.10 | \$147,973.10 | \$147,973.10 | \$0.00 | \$147,973.10 | \$0.00 | \$0.00 | \$147,973.10 | \$147,373.10 | \$600.00 |
| 2610 | Combustibles, lubricantes y aditivos | \$109,484.00 | \$38,489.10 | \$147,973.10 | \$147,973.10 | \$0.00 | \$147,973.10 | \$0.00 | \$0.00 | \$147,973.10 | \$147,373.10 | \$600.00 |
| 2611 | Combustibles | \$109,484.00 | \$38,489.10 | \$147,973.10 | \$147,973.10 | \$0.00 | \$147,973.10 | \$0.00 | \$0.00 | \$147,973.10 | \$147,373.10 | \$600.00 |
| 2700 | VESTUARIO, BLANCOS, PRENDAS DE PROTECCIÓN Y | \$17,870.00 | \$5,111.91 | \$22,981.91 | \$22,981.91 | \$0.00 | \$22,981.91 | \$0.00 | \$0.00 | \$22,981.91 | \$22,981.91 | \$0.00 |
| 2710 | Vestuario y uniformes | \$14,910.00 | \$5,910.00 | \$20,820.00 | \$20,820.00 | \$0.00 | \$20,820.00 | \$0.00 | \$0.00 | \$20,820.00 | \$20,820.00 | \$0.00 |
| 2711 | Vestuarios y uniformes | \$14,910.00 | \$5,910.00 | \$20,820.00 | \$20,820.00 | \$0.00 | \$20,820.00 | \$0.00 | \$0.00 | \$20,820.00 | \$20,820.00 | \$0.00 |
| 2730 | Artículos deportivos | \$2,960.00 | -\$798.09 | \$2,161.91 | \$2,161.91 | \$0.00 | \$2,161.91 | \$0.00 | \$0.00 | \$2,161.91 | \$2,161.91 | \$0.00 |
| 2731 | Artículos deportivos | \$2,960.00 | -\$798.09 | \$2,161.91 | \$2,161.91 | \$0.00 | \$2,161.91 | \$0.00 | \$0.00 | \$2,161.91 | \$2,161.91 | \$0.00 |
| 2900 | HERRAMIENTAS, REFACCIONES Y ACCESORIOS MEN | \$39,403.00 | -\$10,043.36 | \$29,359.64 | \$29,359.64 | \$0.00 | \$29,359.64 | \$0.00 | \$0.00 | \$29,359.64 | \$29,359.64 | \$0.00 |
| 2910 | Herramientas menores | \$5,330.00 | \$1,735.53 | \$7,065.53 | \$7,065.53 | \$0.00 | \$7,065.53 | \$0.00 | \$0.00 | \$7,065.53 | \$7,065.53 | \$0.00 |
| 2911 | Herramientas menores | \$5,330.00 | \$1,735.53 | \$7,065.53 | \$7,065.53 | \$0.00 | \$7,065.53 | \$0.00 | \$0.00 | \$7,065.53 | \$7,065.53 | \$0.00 |
| 2920 | Refacciones y accesorios menores de edificios | \$1,000.00 | -\$1,000.00 | \$0.00 | \$0.00 | \$0.00 | \$0.00 | \$0.00 | \$0.00 | \$0.00 | \$0.00 | \$0.00 |
| 2921 | Refacciones y accesorios menores de edificios | \$1,000.00 | -\$1,000.00 | \$0.00 | \$0.00 | \$0.00 | \$0.00 | \$0.00 | \$0.00 | \$0.00 | \$0.00 | \$0.00 |
| 2930 | Refacciones y accesorios menores de mobiliario y equipo | \$2,500.00 | -\$2,500.00 | \$0.00 | \$0.00 | \$0.00 | \$0.00 | \$0.00 | \$0.00 | \$0.00 | \$0.00 | \$0.00 |
| 2931 | Refacciones y accesorios menores de edificios y equipo c | \$2,500.00 | -\$2,500.00 | \$0.00 | \$0.00 | \$0.00 | \$0.00 | \$0.00 | \$0.00 | \$0.00 | \$0.00 | \$0.00 |
| 2940 | Refacciones y accesorios menores de equipo de cómputo | \$180.00 | \$10,751.46 | \$10,931.46 | \$10,931.46 | \$0.00 | \$10,931.46 | \$0.00 | \$0.00 | \$10,931.46 | \$10,931.46 | \$0.00 |
| 2941 | Refacciones y accesorios menores para equipo de comp. | \$180.00 | \$10,751.46 | \$10,931.46 | \$10,931.46 | \$0.00 | \$10,931.46 | \$0.00 | \$0.00 | \$10,931.46 | \$10,931.46 | \$0.00 |
| 2960 | Refacciones y accesorios menores de equipo de transpor | \$30,393.00 | -\$19,030.35 | \$11,362.65 | \$11,362.65 | \$0.00 | \$11,362.65 | \$0.00 | \$0.00 | \$11,362.65 | \$11,362.65 | \$0.00 |
| 2961 | Refacciones y accesorios menores de equipo de transpor | \$30,393.00 | -\$19,030.35 | \$11,362.65 | \$11,362.65 | \$0.00 | \$11,362.65 | \$0.00 | \$0.00 | \$11,362.65 | \$11,362.65 | \$0.00 |
| 3000 | SERVICIOS GENERALES | \$723,193.03 | \$527,362.83 | \$1,250,555.83 | \$1,163,716.27 | \$16,839.56 | \$1,163,716.27 | \$0.00 | \$86,839.56 | \$1,151,892.27 | \$1,151,892.27 | \$11,824.00 |
| 3100 | SERVICIOS BÁSICOS | \$65,315.00 | \$33,508.90 | \$118,823.90 | \$118,823.90 | \$0.00 | \$118,823.90 | \$0.00 | \$0.00 | \$106,999.90 | \$106,999.90 | \$11,824.00 |
| 3110 | Energía eléctrica | \$72,000.00 | \$21,310.00 | \$93,310.00 | \$93,310.00 | \$0.00 | \$93,310.00 | \$0.00 | \$0.00 | \$81,486.00 | \$81,486.00 | \$11,824.00 |
| 3111 | Energía eléctrica | \$72,000.00 | \$21,310.00 | \$93,310.00 | \$93,310.00 | \$0.00 | \$93,310.00 | \$0.00 | \$0.00 | \$81,486.00 | \$81,486.00 | \$11,824.00 |
| 3120 | Gas | \$1,500.00 | -\$1,500.00 | \$0.00 | \$0.00 | \$0.00 | \$0.00 | \$0.00 | \$0.00 | \$0.00 | \$0.00 | \$0.00 |
| 3121 | GAS | \$1,500.00 | -\$1,500.00 | \$0.00 | \$0.00 | \$0.00 | \$0.00 | \$0.00 | \$0.00 | \$0.00 | \$0.00 | \$0.00 |
| 3130 | Agua | \$1,800.00 | -\$1,300.10 | \$499.90 | \$499.90 | \$0.00 | \$499.90 | \$0.00 | \$0.00 | \$499.90 | \$499.90 | \$0.00 |
| 3131 | Agua | \$1,800.00 | -\$1,300.10 | \$499.90 | \$499.90 | \$0.00 | \$499.90 | \$0.00 | \$0.00 | \$499.90 | \$499.90 | \$0.00 |
| 3140 | Telefonía Tradicional | \$9,000.00 | -\$4,363.00 | \$4,363.00 | \$4,363.00 | \$0.00 | \$4,363.00 | \$0.00 | \$0.00 | \$4,363.00 | \$4,363.00 | \$0.00 |
| 3141 | Telefonía tradicional | \$9,000.00 | -\$4,363.00 | \$4,363.00 | \$4,363.00 | \$0.00 | \$4,363.00 | \$0.00 | \$0.00 | \$4,363.00 | \$4,363.00 | \$0.00 |
| 3170 | Servicios de acceso a Internet, redes y procesamiento de | \$0.00 | \$20,000.00 | \$20,000.00 | \$20,000.00 | \$0.00 | \$20,000.00 | \$0.00 | \$0.00 | \$20,000.00 | \$20,000.00 | \$0.00 |
| 3171 | Servicio de internet y redes | \$0.00 | \$20,000.00 | \$20,000.00 | \$20,000.00 | \$0.00 | \$20,000.00 | \$0.00 | \$0.00 | \$20,000.00 | \$20,000.00 | \$0.00 |



Usu supervisor
Rep: rptEstadoPresupuestoEgresos_FF

INSTITUTO TECNOLÓGICO SUPERIOR DE TLATLAUQUITEPEC PUEBLA

Estado del Ejercicio del Presupuesto por Fuente de Financiamiento Al 31/dic/2018

| Fuente de Financiamiento | | Aprobado | Ampliaciones / (Reducciones) | Presupuesto Vigente | Comprometido | Presupuesto Disponible para Comprometer | Devengado | Comprometido No Devengado | Presupuesto Sin Devengar | Ejercido | Pagado | Cuentas por Pagar Deuda |
|--------------------------|---|--------------|---------------------------------|------------------------|--------------|---|--------------|------------------------------|-----------------------------|--------------|--------------|-------------------------------|
| Objeto | del Gasto | | | | | | | | | | | |
| 3180 | Servicios postales y telegráficos | \$1,015.00 | -\$364.00 | \$651.00 | \$651.00 | \$0.00 | \$651.00 | \$0.00 | \$0.00 | \$651.00 | \$651.00 | \$0.00 |
| 3181 | Servicios postales y telegráficos | \$1,015.00 | -\$364.00 | \$651.00 | \$651.00 | \$0.00 | \$651.00 | \$0.00 | \$0.00 | \$651.00 | \$651.00 | \$0.00 |
| 3200 | SERVICIOS DE ARRENDAMIENTO | \$22,000.00 | -\$5,593.60 | \$16,406.40 | \$16,406.40 | \$0.00 | \$16,406.40 | \$0.00 | \$0.00 | \$16,406.40 | \$16,406.40 | \$0.00 |
| 3270 | Arrendamiento de activos intangibles | \$17,500.00 | -\$7,565.60 | \$9,934.40 | \$9,934.40 | \$0.00 | \$9,934.40 | \$0.00 | \$0.00 | \$9,934.40 | \$9,934.40 | \$0.00 |
| 3271 | Arrendamiento de activos intangibles | \$17,500.00 | -\$7,565.60 | \$9,934.40 | \$9,934.40 | \$0.00 | \$9,934.40 | \$0.00 | \$0.00 | \$9,934.40 | \$9,934.40 | \$0.00 |
| 3290 | Otros arrendamientos | \$4,500.00 | \$1,972.00 | \$6,472.00 | \$6,472.00 | \$0.00 | \$6,472.00 | \$0.00 | \$0.00 | \$6,472.00 | \$6,472.00 | \$0.00 |
| 3291 | Otros arrendamientos | \$4,500.00 | \$1,972.00 | \$6,472.00 | \$6,472.00 | \$0.00 | \$6,472.00 | \$0.00 | \$0.00 | \$6,472.00 | \$6,472.00 | \$0.00 |
| 3300 | SERVICIOS PROFESIONALES, CIENTÍFICOS, TÉCNICOS | \$290,062.00 | \$400,913.05 | \$690,975.05 | \$620,965.49 | \$0.00 | \$620,965.49 | \$0.00 | \$70,009.56 | \$620,965.49 | \$620,965.49 | \$0.00 |
| 3310 | Servicios legales, de contabilidad, auditoría y relacionado | \$125,307.00 | \$116,624.00 | \$241,931.00 | \$171,921.44 | \$0.00 | \$171,921.44 | \$0.00 | \$70,009.56 | \$171,921.44 | \$171,921.44 | \$0.00 |
| 3311 | Servicios legales, de contabilidad, auditoría y relacionado | \$125,307.00 | \$116,624.00 | \$241,931.00 | \$171,921.44 | \$0.00 | \$171,921.44 | \$0.00 | \$70,009.56 | \$171,921.44 | \$171,921.44 | \$0.00 |
| 3340 | Servicios de capacitación | \$78,194.00 | \$209,226.20 | \$287,420.20 | \$287,420.20 | \$0.00 | \$287,420.20 | \$0.00 | \$0.00 | \$287,420.20 | \$287,420.20 | \$0.00 |
| 3341 | Servicios de capacitación | \$78,194.00 | \$209,226.20 | \$287,420.20 | \$287,420.20 | \$0.00 | \$287,420.20 | \$0.00 | \$0.00 | \$287,420.20 | \$287,420.20 | \$0.00 |
| 3350 | Servicios de investigación científica y desarrollo | \$1,800.00 | -\$1,800.00 | \$0.00 | \$0.00 | \$0.00 | \$0.00 | \$0.00 | \$0.00 | \$0.00 | \$0.00 | \$0.00 |
| 3351 | Servicios de investigación científica y desarrollo | \$1,800.00 | -\$1,800.00 | \$0.00 | \$0.00 | \$0.00 | \$0.00 | \$0.00 | \$0.00 | \$0.00 | \$0.00 | \$0.00 |
| 3360 | Servicios de apoyo administrativo, traducción, fotocopiado | \$19,664.00 | -\$12,390.15 | \$7,273.85 | \$7,273.85 | \$0.00 | \$7,273.85 | \$0.00 | \$0.00 | \$7,273.85 | \$7,273.85 | \$0.00 |
| 3361 | Servicios de apoyo administrativo y secretarial | \$19,664.00 | -\$12,390.15 | \$7,273.85 | \$7,273.85 | \$0.00 | \$7,273.85 | \$0.00 | \$0.00 | \$7,273.85 | \$7,273.85 | \$0.00 |
| 3380 | Servicios de vigilancia | \$65,097.00 | \$89,253.00 | \$154,350.00 | \$154,350.00 | \$0.00 | \$154,350.00 | \$0.00 | \$0.00 | \$154,350.00 | \$154,350.00 | \$0.00 |
| 3381 | Servicios de vigilancia | \$65,097.00 | \$89,253.00 | \$154,350.00 | \$154,350.00 | \$0.00 | \$154,350.00 | \$0.00 | \$0.00 | \$154,350.00 | \$154,350.00 | \$0.00 |
| 3400 | SERVICIOS FINANCIEROS, BANCARIOS Y COMERCIAL | \$25,965.00 | \$16,762.46 | \$42,727.46 | \$35,897.46 | \$6,830.00 | \$35,897.46 | \$0.00 | \$6,830.00 | \$35,897.46 | \$35,897.46 | \$0.00 |
| 3410 | Servicios financieros y bancarios | \$6,000.00 | \$11,218.66 | \$17,218.66 | \$10,388.66 | \$6,830.00 | \$10,388.66 | \$0.00 | \$6,830.00 | \$10,388.66 | \$10,388.66 | \$0.00 |
| 3411 | Servicios financieros y bancarios | \$6,000.00 | \$11,218.66 | \$17,218.66 | \$10,388.66 | \$6,830.00 | \$10,388.66 | \$0.00 | \$6,830.00 | \$10,388.66 | \$10,388.66 | \$0.00 |
| 3450 | Seguro de bienes patrimoniales | \$19,965.00 | \$5,543.80 | \$25,508.80 | \$25,508.80 | \$0.00 | \$25,508.80 | \$0.00 | \$0.00 | \$25,508.80 | \$25,508.80 | \$0.00 |
| 3451 | Seguro de bienes patrimoniales | \$19,965.00 | \$5,543.80 | \$25,508.80 | \$25,508.80 | \$0.00 | \$25,508.80 | \$0.00 | \$0.00 | \$25,508.80 | \$25,508.80 | \$0.00 |
| 3500 | SERVICIOS DE INSTALACIÓN, REPARACIÓN, MANTEN | \$22,750.00 | -\$13,960.59 | \$8,789.41 | \$8,789.41 | \$0.00 | \$8,789.41 | \$0.00 | \$0.00 | \$8,789.41 | \$8,789.41 | \$0.00 |
| 3510 | Conservación y mantenimiento menor de inmuebles | \$0.00 | \$2,088.00 | \$2,088.00 | \$2,088.00 | \$0.00 | \$2,088.00 | \$0.00 | \$0.00 | \$2,088.00 | \$2,088.00 | \$0.00 |
| 3511 | Conservación y mantenimiento menor de inmuebles | \$0.00 | \$2,088.00 | \$2,088.00 | \$2,088.00 | \$0.00 | \$2,088.00 | \$0.00 | \$0.00 | \$2,088.00 | \$2,088.00 | \$0.00 |
| 3530 | Instalación, reparación y mantenimiento de equipo de cóm | \$250.00 | -\$250.00 | \$0.00 | \$0.00 | \$0.00 | \$0.00 | \$0.00 | \$0.00 | \$0.00 | \$0.00 | \$0.00 |
| 3531 | Instalación, reparación y mantenimiento de equipo de cóm | \$250.00 | -\$250.00 | \$0.00 | \$0.00 | \$0.00 | \$0.00 | \$0.00 | \$0.00 | \$0.00 | \$0.00 | \$0.00 |
| 3550 | Reparación y mantenimiento de equipo de transporte | \$22,500.00 | -\$15,798.59 | \$6,701.41 | \$6,701.41 | \$0.00 | \$6,701.41 | \$0.00 | \$0.00 | \$6,701.41 | \$6,701.41 | \$0.00 |
| 3551 | Reparación y mantenimiento de equipo de transporte | \$22,500.00 | -\$15,798.59 | \$6,701.41 | \$6,701.41 | \$0.00 | \$6,701.41 | \$0.00 | \$0.00 | \$6,701.41 | \$6,701.41 | \$0.00 |
| 3600 | SERVICIOS DE COMUNICACIÓN SOCIAL Y PUBLICIDAD | \$46,918.00 | -\$2,228.59 | \$44,689.41 | \$44,689.41 | \$0.00 | \$44,689.41 | \$0.00 | \$0.00 | \$44,689.41 | \$44,689.41 | \$0.00 |



Usu: supervisor
Rep: rptEstadoPresupuestoEgresos_FF

INSTITUTO TECNOLÓGICO SUPERIOR DE TLATLAUQUITEPEC PUEBLA

Estado del Ejercicio del Presupuesto por Fuente de Financiamiento Al 31/dic/2018

| Fuente de Financiamiento | | | | | | | | | | | |
|--|------------------------|---------------------------------|------------------------|------------------------|---|------------------------|------------------------------|-----------------------------|------------------------|------------------------|-------------------------------|
| Objeto del Gasto | Aprobado | Ampliaciones / (Reducciones) | Presupuesto Vigente | Comprometido | Presupuesto Disponible para Comprometer | Devengado | Comprometido No Devengado | Presupuesto Sin Devengar | Ejercido | Pagado | Cuentas por Pagar Deuda |
| 3520 Difusión por radio, televisión y otros medios de mensajes i | \$46,918.00 | -\$2,228.59 | \$44,689.41 | \$44,689.41 | \$0.00 | \$44,689.41 | \$0.00 | \$0.00 | \$44,689.41 | \$44,689.41 | \$0.00 |
| 3521 Servicios de difusión para la comercialización de bienes c | \$46,918.00 | -\$2,228.59 | \$44,689.41 | \$44,689.41 | \$0.00 | \$44,689.41 | \$0.00 | \$0.00 | \$44,689.41 | \$44,689.41 | \$0.00 |
| 3700 Servicios de traslados y viáticos | \$120,072.00 | \$43,572.99 | \$163,644.99 | \$153,644.99 | \$10,000.00 | \$153,644.99 | \$0.00 | \$10,000.00 | \$153,644.99 | \$153,644.99 | \$0.00 |
| 3710 Pasajes aéreos | \$11,568.00 | -\$1,333.96 | \$10,234.04 | \$10,234.04 | \$0.00 | \$10,234.04 | \$0.00 | \$0.00 | \$10,234.04 | \$10,234.04 | \$0.00 |
| 3711 Pasajes aéreos nacionales | \$11,568.00 | -\$1,333.96 | \$10,234.04 | \$10,234.04 | \$0.00 | \$10,234.04 | \$0.00 | \$0.00 | \$10,234.04 | \$10,234.04 | \$0.00 |
| 3720 Pasajes terrestres | \$35,394.00 | -\$12,969.53 | \$22,424.47 | \$22,424.47 | \$0.00 | \$22,424.47 | \$0.00 | \$0.00 | \$22,424.47 | \$22,424.47 | \$0.00 |
| 3721 Pasajes terrestres nacionales | \$35,394.00 | -\$12,969.53 | \$22,424.47 | \$22,424.47 | \$0.00 | \$22,424.47 | \$0.00 | \$0.00 | \$22,424.47 | \$22,424.47 | \$0.00 |
| 3750 Viáticos en el país | \$73,110.00 | \$57,876.48 | \$130,986.48 | \$120,986.48 | \$10,000.00 | \$120,986.48 | \$0.00 | \$10,000.00 | \$120,986.48 | \$120,986.48 | \$0.00 |
| 3751 Viáticos en el país | \$73,110.00 | \$57,876.48 | \$130,986.48 | \$120,986.48 | \$10,000.00 | \$120,986.48 | \$0.00 | \$10,000.00 | \$120,986.48 | \$120,986.48 | \$0.00 |
| 3800 SERVICIOS OFICIALES | \$10,561.00 | -\$1,983.40 | \$8,577.60 | \$8,577.60 | \$0.00 | \$8,577.60 | \$0.00 | \$0.00 | \$8,577.60 | \$8,577.60 | \$0.00 |
| 3520 Gastos de orden social y cultural | \$10,561.00 | -\$1,983.40 | \$8,577.60 | \$8,577.60 | \$0.00 | \$8,577.60 | \$0.00 | \$0.00 | \$8,577.60 | \$8,577.60 | \$0.00 |
| 3821 Gastos de orden social y cultural | \$10,561.00 | -\$1,983.40 | \$8,577.60 | \$8,577.60 | \$0.00 | \$8,577.60 | \$0.00 | \$0.00 | \$8,577.60 | \$8,577.60 | \$0.00 |
| 3900 OTROS SERVICIOS GENERALES | \$99,550.00 | \$56,371.61 | \$155,921.61 | \$155,921.61 | \$0.00 | \$155,921.61 | \$0.00 | \$0.00 | \$155,921.61 | \$155,921.61 | \$0.00 |
| 3920 Impuestos y derechos | \$99,550.00 | \$20,415.61 | \$119,965.61 | \$119,965.61 | \$0.00 | \$119,965.61 | \$0.00 | \$0.00 | \$119,965.61 | \$119,965.61 | \$0.00 |
| 3921 Impuestos y derechos | \$99,550.00 | \$20,415.61 | \$119,965.61 | \$119,965.61 | \$0.00 | \$119,965.61 | \$0.00 | \$0.00 | \$119,965.61 | \$119,965.61 | \$0.00 |
| 3980 Impuesto sobre nóminas y otros que se deriven de una re | \$0.00 | \$35,956.00 | \$35,956.00 | \$35,956.00 | \$0.00 | \$35,956.00 | \$0.00 | \$0.00 | \$35,956.00 | \$35,956.00 | \$0.00 |
| 3981 Impuesto sobre nóminas (2%) | \$0.00 | \$35,956.00 | \$35,956.00 | \$35,956.00 | \$0.00 | \$35,956.00 | \$0.00 | \$0.00 | \$35,956.00 | \$35,956.00 | \$0.00 |
| 4000 TRANSFERENCIAS, ASIGNACIONES, SUBSIDIO | \$5,000.00 | -\$5,000.00 | \$0.00 | \$0.00 | \$0.00 | \$0.00 | \$0.00 | \$0.00 | \$0.00 | \$0.00 | \$0.00 |
| 4400 AYUDAS SOCIALES | \$5,000.00 | -\$5,000.00 | \$0.00 | \$0.00 | \$0.00 | \$0.00 | \$0.00 | \$0.00 | \$0.00 | \$0.00 | \$0.00 |
| 4420 Becas y otras ayudas para programas de capacitación | \$5,000.00 | -\$5,000.00 | \$0.00 | \$0.00 | \$0.00 | \$0.00 | \$0.00 | \$0.00 | \$0.00 | \$0.00 | \$0.00 |
| 4421 Becas y otras ayudas para programas de capacitación | \$5,000.00 | -\$5,000.00 | \$0.00 | \$0.00 | \$0.00 | \$0.00 | \$0.00 | \$0.00 | \$0.00 | \$0.00 | \$0.00 |
| 9000 DEUDA PÚBLICA | \$161,051.34 | \$0.00 | \$161,051.34 | \$161,051.34 | \$0.00 | \$161,051.34 | \$0.00 | \$0.00 | \$161,051.34 | \$161,051.34 | \$0.00 |
| 9900 ADEUDOS DE EJERCICIOS FISCALES ANTERIORES (A | \$161,051.34 | \$0.00 | \$161,051.34 | \$161,051.34 | \$0.00 | \$161,051.34 | \$0.00 | \$0.00 | \$161,051.34 | \$161,051.34 | \$0.00 |
| 9910 ADEFAS | \$161,051.34 | \$0.00 | \$161,051.34 | \$161,051.34 | \$0.00 | \$161,051.34 | \$0.00 | \$0.00 | \$161,051.34 | \$161,051.34 | \$0.00 |
| 9911 ADEFAS de Capítulo 1000 | \$1,195.63 | \$0.00 | \$1,195.63 | \$1,195.63 | \$0.00 | \$1,195.63 | \$0.00 | \$0.00 | \$1,195.63 | \$1,195.63 | \$0.00 |
| 9912 ADEFAS de Capítulo 2000 | \$71,867.65 | \$0.00 | \$71,867.65 | \$71,867.65 | \$0.00 | \$71,867.65 | \$0.00 | \$0.00 | \$71,867.65 | \$71,867.65 | \$0.00 |
| 9913 ADEFAS de Capítulo 3000 | \$87,988.06 | \$0.00 | \$87,988.06 | \$87,988.06 | \$0.00 | \$87,988.06 | \$0.00 | \$0.00 | \$87,988.06 | \$87,988.06 | \$0.00 |
| RECURSOS ESTATALES | \$10,200,980.34 | \$699,100.10 | \$10,810,080.44 | \$10,219,114.92 | \$592,237.57 | \$10,219,114.92 | \$0.00 | \$530,965.52 | \$9,338,391.72 | \$9,941,719.68 | \$337,395.27 |
| Total Final | \$23,073,215.10 | \$1,390,499.61 | \$24,863,714.71 | \$23,045,496.85 | \$968,489.97 | \$23,045,496.85 | \$0.00 | \$1,017,217.86 | \$23,027,801.01 | \$23,027,801.01 | \$618,695.84 |




Uar: supervisor

Rep: rptEstadoPresupuestoEgresos_FF


INSTITUTO TECNOLOGICO SUPERIOR DE TLATLAUQUITEPEC
PUEBLA

Estado del Ejercicio del Presupuesto por Fuente de Financiamiento Al 31/dic/2018

| Fuente de Financiamiento Objeto del Gasto | Aprobado | Ampliaciones / (Reducciones) | Presupuesto Vigente | Comprometido | Presupuesto Disponible para Comprometer | Devengado | Comprometido No Devengado | Presupuesto Sin Devengar | Ejercido | Pagado | Cuentas por Pagar Deuda |
|--|----------|---------------------------------|------------------------|--------------|---|-----------|------------------------------|-----------------------------|----------|--------|-------------------------------|
|--|----------|---------------------------------|------------------------|--------------|---|-----------|------------------------------|-----------------------------|----------|--------|-------------------------------|



ING. OCTAVIO BENAVIDES MANZANO
DIRECTOR GENERAL



M.A. CLAUDIA HERNANDEZ MENDEZ
DEPARTAMENTO DE SERVICIOS ADMINISTRATIVOS



Usr supervisor:
Rep rptEstadoPresupuestoEgresos

INSTITUTO TECNOLÓGICO SUPERIOR DE TLATLAUQUITEPEC PUEBLA

Estado del Ejercicio del Presupuesto por Capítulo del Gasto Al 31/dic/2018

| Objeto del Gasto | Aprobado | Ampliaciones / (Reducciones) | Presupuesto Vigente | Comprometido | Presupuesto Disponible para Comprometer | Devengado | Comprometido No Devengado | Presupuesto Sin Devengar | Ejercido | Pagado | Cuentas por Pagar Deuda |
|---|------------------------|------------------------------|------------------------|------------------------|---|------------------------|---------------------------|--------------------------|------------------------|------------------------|-------------------------|
| 1000 SERVICIOS PERSONALES | \$17,460,748.17 | \$90,767.82 | \$17,551,513.99 | \$10,701,222.03 | \$871,573.57 | \$16,701,222.03 | \$0.00 | \$850,291.99 | \$16,150,949.96 | \$16,150,949.96 | \$550,272.07 |
| 1100 REMUNERACIONES AL PERSONAL DE CARÁCTER PE | \$10,314,876.78 | -\$497,640.58 | \$9,817,236.20 | \$9,817,236.20 | \$0.00 | \$9,817,236.20 | \$0.00 | \$0.00 | \$9,817,236.20 | \$9,817,236.20 | \$0.00 |
| 1130 Sueldos base al personal permanente | \$10,314,876.78 | -\$497,640.58 | \$9,817,236.20 | \$9,817,236.20 | \$0.00 | \$9,817,236.20 | \$0.00 | \$0.00 | \$9,817,236.20 | \$9,817,236.20 | \$0.00 |
| 1132 Sueldos al personal de base | \$10,314,876.78 | -\$497,640.58 | \$9,817,236.20 | \$9,817,236.20 | \$0.00 | \$9,817,236.20 | \$0.00 | \$0.00 | \$9,817,236.20 | \$9,817,236.20 | \$0.00 |
| 1300 REMUNERACIONES ADICIONALES Y ESPECIALES | \$2,483,309.69 | \$51,493.60 | \$2,534,803.29 | \$2,035,900.27 | \$568,912.58 | \$2,035,900.27 | \$0.00 | \$0.00 | \$9,817,236.20 | \$9,817,236.20 | \$0.00 |
| 1310 Primas por años de servicio efectivos prestados | \$674,670.00 | -\$30,004.78 | \$644,665.22 | \$337,157.84 | \$377,516.94 | \$337,157.84 | \$0.00 | \$498,903.02 | \$1,485,628.20 | \$1,485,628.20 | \$550,272.07 |
| 1311 Prima quinquenal | \$674,670.00 | -\$30,004.78 | \$644,665.22 | \$337,157.84 | \$377,516.94 | \$337,157.84 | \$0.00 | \$307,507.38 | \$337,157.84 | \$337,157.84 | \$0.00 |
| 1320 Primas de vacaciones, dominical y gratificación de fin de... | \$1,808,639.69 | \$81,498.38 | \$1,890,138.07 | \$1,698,742.43 | \$191,395.64 | \$1,698,742.43 | \$0.00 | \$307,507.38 | \$337,157.84 | \$337,157.84 | \$0.00 |
| 1321 Prestaciones de fin de año en efectivo | \$678,239.96 | \$445,091.56 | \$1,123,331.52 | \$1,123,331.52 | \$0.00 | \$1,123,331.52 | \$0.00 | \$191,395.64 | \$1,148,470.36 | \$1,148,470.36 | \$550,272.07 |
| 1322 Prima vacacional | \$1,130,399.73 | -\$363,593.18 | \$766,805.55 | \$575,410.91 | \$191,395.64 | \$575,410.91 | \$0.00 | \$0.00 | \$573,059.45 | \$573,059.45 | \$550,272.07 |
| 1400 SEGURIDAD SOCIAL | \$2,561,031.65 | \$1,231,356.52 | \$3,792,388.17 | \$3,704,177.50 | \$39,482.72 | \$3,704,177.50 | \$0.00 | \$88,210.67 | \$3,704,177.50 | \$3,704,177.50 | \$0.00 |
| 1410 Aportaciones de seguridad social | \$2,410,095.65 | \$985,513.16 | \$3,395,608.81 | \$3,346,880.86 | \$0.00 | \$3,346,880.86 | \$0.00 | \$48,727.95 | \$3,346,880.86 | \$3,346,880.86 | \$0.00 |
| 1411 Aportaciones al ISSSTE | \$2,410,095.65 | \$985,513.16 | \$3,395,608.81 | \$3,346,880.86 | \$0.00 | \$3,346,880.86 | \$0.00 | \$48,727.95 | \$3,346,880.86 | \$3,346,880.86 | \$0.00 |
| 1420 Aportaciones a fondos de vivienda | \$106,432.48 | \$251,210.17 | \$357,642.65 | \$357,296.64 | \$346.01 | \$357,296.64 | \$0.00 | \$346.01 | \$357,296.64 | \$357,296.64 | \$0.00 |
| 1421 Cuotas al FOVISSSTE | \$106,432.48 | \$251,210.17 | \$357,642.65 | \$357,296.64 | \$346.01 | \$357,296.64 | \$0.00 | \$346.01 | \$357,296.64 | \$357,296.64 | \$0.00 |
| 1430 Aportaciones al sistema para el retiro | \$44,503.52 | -\$5,366.81 | \$39,136.71 | \$0.00 | \$39,136.71 | \$0.00 | \$0.00 | \$39,136.71 | \$0.00 | \$0.00 | \$0.00 |
| 1431 Sistema de ahorro para el retiro | \$44,503.52 | -\$5,366.81 | \$39,136.71 | \$0.00 | \$39,136.71 | \$0.00 | \$0.00 | \$39,136.71 | \$0.00 | \$0.00 | \$0.00 |
| 1500 OTRAS PRESTACIONES SOCIALES Y ECONÓMICAS | \$1,525,828.05 | -\$377,172.32 | \$1,148,655.73 | \$1,120,050.86 | \$28,604.87 | \$1,120,050.86 | \$0.00 | \$0.00 | \$1,120,050.86 | \$1,120,050.86 | \$0.00 |
| 1540 Prestaciones contractuales | \$947,063.28 | -\$46,244.28 | \$900,819.00 | \$900,819.00 | \$0.00 | \$900,819.00 | \$0.00 | \$0.00 | \$900,819.00 | \$900,819.00 | \$0.00 |
| 1541 Canasta básica ayuda para despensa | \$947,063.28 | -\$46,244.28 | \$900,819.00 | \$900,819.00 | \$0.00 | \$900,819.00 | \$0.00 | \$0.00 | \$900,819.00 | \$900,819.00 | \$0.00 |
| 1549 Otras prestaciones de carácter general a los trabajadores | \$0.00 | \$2,235.00 | \$2,235.00 | \$2,235.00 | \$0.00 | \$2,235.00 | \$0.00 | \$0.00 | \$898,584.00 | \$898,584.00 | \$0.00 |
| 1590 Otras prestaciones sociales y económicas | \$578,764.77 | -\$330,923.04 | \$247,836.73 | \$219,231.86 | \$28,604.87 | \$219,231.86 | \$0.00 | \$0.00 | \$2,235.00 | \$2,235.00 | \$0.00 |
| 1591 Días económicos | \$578,764.77 | -\$438,841.24 | \$139,923.53 | \$111,318.66 | \$28,604.87 | \$111,318.66 | \$0.00 | \$28,604.87 | \$219,231.86 | \$219,231.86 | \$0.00 |
| 1593 Otras prestaciones económicas y sociales | \$0.00 | \$107,913.20 | \$107,913.20 | \$107,913.20 | \$0.00 | \$107,913.20 | \$0.00 | \$0.00 | \$111,318.66 | \$111,318.66 | \$0.00 |
| 1700 PAGO DE ESTÍMULOS A SERVIDORES PÚBLICOS | \$575,700.00 | -\$317,269.40 | \$258,430.60 | \$23,857.20 | \$234,573.40 | \$23,857.20 | \$0.00 | \$234,573.40 | \$23,857.20 | \$23,857.20 | \$0.00 |
| 1710 Estímulos | \$575,700.00 | -\$317,269.40 | \$258,430.60 | \$23,857.20 | \$234,573.40 | \$23,857.20 | \$0.00 | \$234,573.40 | \$23,857.20 | \$23,857.20 | \$0.00 |
| 1711 Estímulos por productividad | \$575,700.00 | -\$317,269.40 | \$258,430.60 | \$23,857.20 | \$234,573.40 | \$23,857.20 | \$0.00 | \$234,573.40 | \$23,857.20 | \$23,857.20 | \$0.00 |
| 2000 MATERIALES Y SUMINISTRO | \$1,011,468.83 | \$233,714.70 | \$1,245,183.53 | \$1,231,672.03 | \$13,511.50 | \$1,231,672.03 | \$0.00 | \$13,511.50 | \$1,175,072.26 | \$1,175,072.26 | \$56,599.77 |
| 2100 Materiales de administración emisión de documentos y art | \$322,152.00 | \$243,530.19 | \$565,682.19 | \$565,682.19 | \$0.00 | \$565,682.19 | \$0.00 | \$0.00 | \$509,082.42 | \$509,082.42 | \$56,599.77 |
| 2110 Materiales útiles y equipos menores de oficina | \$120,000.00 | \$21,418.80 | \$141,418.80 | \$141,418.80 | \$0.00 | \$141,418.80 | \$0.00 | \$0.00 | \$84,819.03 | \$84,819.03 | \$56,599.77 |
| 2111 Papelería y consumibles de oficina | \$120,000.00 | \$21,418.80 | \$141,418.80 | \$141,418.80 | \$0.00 | \$141,418.80 | \$0.00 | \$0.00 | \$84,819.03 | \$84,819.03 | \$56,599.77 |
| 2120 Materiales y útiles de impresión y reproducción | \$24,208.00 | -\$0.28 | \$24,207.72 | \$24,207.72 | \$0.00 | \$24,207.72 | \$0.00 | \$0.00 | \$24,207.72 | \$24,207.72 | \$0.00 |
| 2121 Materiales y útiles de impresión y reproducción | \$24,208.00 | -\$0.28 | \$24,207.72 | \$24,207.72 | \$0.00 | \$24,207.72 | \$0.00 | \$0.00 | \$24,207.72 | \$24,207.72 | \$0.00 |
| 2140 Materiales, útiles y equipos menores de tecnologías de la | \$99,944.00 | \$218,253.89 | \$318,197.89 | \$318,197.89 | \$0.00 | \$318,197.89 | \$0.00 | \$0.00 | \$318,197.89 | \$318,197.89 | \$0.00 |
| 2141 Material de limpieza y mantenimiento e insumos para equ | \$99,944.00 | \$42,532.46 | \$142,476.46 | \$142,476.46 | \$0.00 | \$142,476.46 | \$0.00 | \$0.00 | \$142,476.46 | \$142,476.46 | \$0.00 |



Usr supervisor
Rep rptEstadoPresupuestoEgresos

INSTITUTO TECNOLOGICO SUPERIOR DE TLATLAUQUITEPEC PUEBLA

Estado del Ejercicio del Presupuesto por Capitulo del Gasto Al 31/dic/2018

| Objeto del Gasto | | Aprobado | Ampliaciones / (Reducciones) | Presupuesto Vigente | Comprometido | Presupuesto Disponible para Comprometer | Devengado | Comprometido No Devengado | Presupuesto Sin Devengar | Ejercido | Pagado | Cuentas por Pagar Deuda |
|------------------|--|--------------|---------------------------------|------------------------|--------------|---|--------------|------------------------------|-----------------------------|--------------|--------------|----------------------------|
| 2142 | Útiles y equipos menores de tecnología de la información | \$0.00 | \$175,721.43 | \$175,721.43 | \$175,721.43 | \$0.00 | \$175,721.43 | \$0.00 | \$0.00 | \$175,721.43 | \$175,721.43 | \$0.00 |
| 2150 | Material impreso e información digital | \$8,000.00 | \$0.00 | \$8,000.00 | \$8,000.00 | \$0.00 | \$8,000.00 | \$0.00 | \$0.00 | \$8,000.00 | \$8,000.00 | \$0.00 |
| 2151 | Publicaciones impresas | \$8,000.00 | \$0.00 | \$8,000.00 | \$8,000.00 | \$0.00 | \$8,000.00 | \$0.00 | \$0.00 | \$8,000.00 | \$8,000.00 | \$0.00 |
| 2160 | Material de limpieza | \$70,000.00 | -\$4,235.02 | \$65,764.98 | \$65,764.98 | \$0.00 | \$65,764.98 | \$0.00 | \$0.00 | \$65,764.98 | \$65,764.98 | \$0.00 |
| 2161 | Material de limpieza | \$70,000.00 | -\$4,235.02 | \$65,764.98 | \$65,764.98 | \$0.00 | \$65,764.98 | \$0.00 | \$0.00 | \$65,764.98 | \$65,764.98 | \$0.00 |
| 2180 | Materiales para el registro e identificación de bienes y per | \$0.00 | \$8,092.80 | \$8,092.80 | \$8,092.80 | \$0.00 | \$8,092.80 | \$0.00 | \$0.00 | \$8,092.80 | \$8,092.80 | \$0.00 |
| 2183 | Otros materiales para el registro e identificación de bienes | \$0.00 | \$8,092.80 | \$8,092.80 | \$8,092.80 | \$0.00 | \$8,092.80 | \$0.00 | \$0.00 | \$8,092.80 | \$8,092.80 | \$0.00 |
| 2200 | ALIMENTOS Y UTENSILIOS | \$42,469.00 | \$13,576.55 | \$56,045.55 | \$54,484.05 | \$1,561.50 | \$54,484.05 | \$0.00 | \$1,561.50 | \$54,484.05 | \$54,484.05 | \$0.00 |
| 2210 | Productos alimenticios para personas | \$35,000.00 | \$12,010.00 | \$47,010.00 | \$45,448.50 | \$1,561.50 | \$45,448.50 | \$0.00 | \$1,561.50 | \$45,448.50 | \$45,448.50 | \$0.00 |
| 2211 | Alimentos para el personal institucional | \$35,000.00 | \$12,010.00 | \$47,010.00 | \$45,448.50 | \$1,561.50 | \$45,448.50 | \$0.00 | \$1,561.50 | \$45,448.50 | \$45,448.50 | \$0.00 |
| 2220 | Productos alimenticios para animales | \$0.00 | \$3,444.00 | \$3,444.00 | \$3,444.00 | \$0.00 | \$3,444.00 | \$0.00 | \$0.00 | \$3,444.00 | \$3,444.00 | \$0.00 |
| 2221 | Productos alimenticios para animales | \$0.00 | \$3,444.00 | \$3,444.00 | \$3,444.00 | \$0.00 | \$3,444.00 | \$0.00 | \$0.00 | \$3,444.00 | \$3,444.00 | \$0.00 |
| 2230 | Utensilios para el servicio de alimentación | \$7,469.00 | -\$1,377.45 | \$5,591.55 | \$5,591.55 | \$0.00 | \$5,591.55 | \$0.00 | \$0.00 | \$5,591.55 | \$5,591.55 | \$0.00 |
| 2231 | Utensilios, materiales y equipos menores para el servicio | \$7,469.00 | -\$1,377.45 | \$5,591.55 | \$5,591.55 | \$0.00 | \$5,591.55 | \$0.00 | \$0.00 | \$5,591.55 | \$5,591.55 | \$0.00 |
| 2300 | MATERIAS PRIMAS Y MATERIALES DE PRODUCCIÓN | \$23,420.00 | -\$10,203.00 | \$4,217.00 | \$4,217.00 | \$0.00 | \$4,217.00 | \$0.00 | \$0.00 | \$4,217.00 | \$4,217.00 | \$0.00 |
| 2310 | Productos alimenticios, agropecuarios y forestales adquir | \$3,300.00 | -\$1,473.00 | \$1,827.00 | \$1,827.00 | \$0.00 | \$1,827.00 | \$0.00 | \$0.00 | \$1,827.00 | \$1,827.00 | \$0.00 |
| 2311 | Productos alimenticios, agropecuarios y forestales adquir | \$3,300.00 | -\$1,473.00 | \$1,827.00 | \$1,827.00 | \$0.00 | \$1,827.00 | \$0.00 | \$0.00 | \$1,827.00 | \$1,827.00 | \$0.00 |
| 2350 | Productos químicos, farmacéuticos y de laboratorio adqui | \$4,000.00 | -\$4,000.00 | \$0.00 | \$0.00 | \$0.00 | \$0.00 | \$0.00 | \$0.00 | \$0.00 | \$0.00 | \$0.00 |
| 2351 | PRODUCTOS QUÍMICOS, FARMACÉUTICOS Y DE LAE | \$4,000.00 | -\$4,000.00 | \$0.00 | \$0.00 | \$0.00 | \$0.00 | \$0.00 | \$0.00 | \$0.00 | \$0.00 | \$0.00 |
| 2360 | Productos metálicos y a base de minerales no metálicos | \$4,000.00 | -\$4,000.00 | \$0.00 | \$0.00 | \$0.00 | \$0.00 | \$0.00 | \$0.00 | \$0.00 | \$0.00 | \$0.00 |
| 2361 | Productos metálicos y a base de minerales no metálicos | \$4,000.00 | -\$4,000.00 | \$0.00 | \$0.00 | \$0.00 | \$0.00 | \$0.00 | \$0.00 | \$0.00 | \$0.00 | \$0.00 |
| 2390 | Otros productos adquiridos como materia prima | \$12,120.00 | -\$9,730.00 | \$2,390.00 | \$2,390.00 | \$0.00 | \$2,390.00 | \$0.00 | \$0.00 | \$2,390.00 | \$2,390.00 | \$0.00 |
| 2391 | OTROS PRODUCTOS ADQUIRIDOS COMO MATERIA P | \$12,120.00 | -\$9,730.00 | \$2,390.00 | \$2,390.00 | \$0.00 | \$2,390.00 | \$0.00 | \$0.00 | \$2,390.00 | \$2,390.00 | \$0.00 |
| 2400 | MATERIALES Y ARTÍCULOS DE CONSTRUCCIÓN Y DE | \$48,579.00 | \$67,494.70 | \$116,073.70 | \$116,073.70 | \$0.00 | \$116,073.70 | \$0.00 | \$0.00 | \$116,073.70 | \$116,073.70 | \$0.00 |
| 2420 | Cemento y productos de concreto | \$0.00 | \$40,909.07 | \$40,909.07 | \$40,909.07 | \$0.00 | \$40,909.07 | \$0.00 | \$0.00 | \$40,909.07 | \$40,909.07 | \$0.00 |
| 2421 | Cemento y productos de concreto | \$0.00 | \$40,909.07 | \$40,909.07 | \$40,909.07 | \$0.00 | \$40,909.07 | \$0.00 | \$0.00 | \$40,909.07 | \$40,909.07 | \$0.00 |
| 2460 | Material eléctrico y electrónico | \$26,915.00 | -\$15,719.35 | \$11,195.65 | \$11,195.65 | \$0.00 | \$11,195.65 | \$0.00 | \$0.00 | \$11,195.65 | \$11,195.65 | \$0.00 |
| 2461 | Material eléctrico y electrónico | \$26,915.00 | -\$15,719.35 | \$11,195.65 | \$11,195.65 | \$0.00 | \$11,195.65 | \$0.00 | \$0.00 | \$11,195.65 | \$11,195.65 | \$0.00 |
| 2470 | Artículos metálicos para la construcción | \$19,664.00 | -\$3,584.35 | \$16,079.65 | \$16,079.65 | \$0.00 | \$16,079.65 | \$0.00 | \$0.00 | \$16,079.65 | \$16,079.65 | \$0.00 |
| 2471 | Artículos metálicos para la construcción | \$19,664.00 | -\$3,584.35 | \$16,079.65 | \$16,079.65 | \$0.00 | \$16,079.65 | \$0.00 | \$0.00 | \$16,079.65 | \$16,079.65 | \$0.00 |
| 2480 | Materiales complementarios | \$2,000.00 | \$5,877.76 | \$7,877.76 | \$7,877.76 | \$0.00 | \$7,877.76 | \$0.00 | \$0.00 | \$7,877.76 | \$7,877.76 | \$0.00 |
| 2481 | Materiales complementarios | \$2,000.00 | \$5,877.76 | \$7,877.76 | \$7,877.76 | \$0.00 | \$7,877.76 | \$0.00 | \$0.00 | \$7,877.76 | \$7,877.76 | \$0.00 |
| 2490 | Otros materiales y artículos de construcción y reparación | \$0.00 | \$40,011.57 | \$40,011.57 | \$40,011.57 | \$0.00 | \$40,011.57 | \$0.00 | \$0.00 | \$40,011.57 | \$40,011.57 | \$0.00 |
| 2491 | Otros materiales y artículos de construcción y reparación | \$0.00 | \$40,011.57 | \$40,011.57 | \$40,011.57 | \$0.00 | \$40,011.57 | \$0.00 | \$0.00 | \$40,011.57 | \$40,011.57 | \$0.00 |
| 2500 | Productos químicos, farmacéuticos y de laboratorios | \$231,776.00 | -\$121,271.72 | \$110,504.28 | \$106,504.28 | \$4,000.00 | \$106,504.28 | \$0.00 | \$4,000.00 | \$106,504.28 | \$106,504.28 | \$0.00 |

INSTITUTO TECNOLOGICO SUPERIOR DE TLATLAUQUITEPEC
PUEBLA

Estado del Ejercicio del Presupuesto por Capitulo del Gasto Al 31/dic/2018

| Objeto del Gasto | Aprobado | Ampliaciones / (Reducciones) | Presupuesto Vigente | Comprometido | Presupuesto Disponible para Comprometer | Devengado | Comprometido No Devengado | Presupuesto Sin Devengar | Ejercido | Pagado | Cuentas por Pagar Deuda |
|---|----------------|------------------------------|---------------------|----------------|---|----------------|---------------------------|--------------------------|----------------|----------------|-------------------------|
| 2510 Productos químicos básicos | \$67,810.00 | -\$17,198.40 | \$50,611.60 | \$50,611.60 | \$0.00 | \$50,611.60 | \$0.00 | \$0.00 | \$50,611.60 | \$50,611.60 | \$0.00 |
| 2511 Productos químicos básicos | \$67,810.00 | -\$17,198.40 | \$50,611.60 | \$50,611.60 | \$0.00 | \$50,611.60 | \$0.00 | \$0.00 | \$50,611.60 | \$50,611.60 | \$0.00 |
| 2520 Fertilizantes, pesticidas y otros agroquímicos | \$18,185.00 | -\$10,525.00 | \$7,660.00 | \$7,660.00 | \$0.00 | \$7,660.00 | \$0.00 | \$0.00 | \$7,660.00 | \$7,660.00 | \$0.00 |
| 2521 Fertilizantes, pesticidas y otros agroquímicos | \$18,185.00 | -\$10,525.00 | \$7,660.00 | \$7,660.00 | \$0.00 | \$7,660.00 | \$0.00 | \$0.00 | \$7,660.00 | \$7,660.00 | \$0.00 |
| 2530 Medicinas y productos farmacéuticos | \$8,800.00 | -\$2,090.10 | \$6,709.90 | \$6,709.90 | \$0.00 | \$6,709.90 | \$0.00 | \$0.00 | \$6,709.90 | \$6,709.90 | \$0.00 |
| 2531 Medicinas y productos farmacéuticos de uso humano | \$8,800.00 | -\$2,090.10 | \$6,709.90 | \$6,709.90 | \$0.00 | \$6,709.90 | \$0.00 | \$0.00 | \$6,709.90 | \$6,709.90 | \$0.00 |
| 2540 Materiales, accesorios y suministros médicos | \$6,395.00 | \$170.00 | \$6,565.00 | \$6,565.00 | \$0.00 | \$6,565.00 | \$0.00 | \$0.00 | \$6,565.00 | \$6,565.00 | \$0.00 |
| 2541 Materiales y suministros médicos | \$6,395.00 | \$170.00 | \$6,565.00 | \$6,565.00 | \$0.00 | \$6,565.00 | \$0.00 | \$0.00 | \$6,565.00 | \$6,565.00 | \$0.00 |
| 2550 Materiales, accesorios y suministros de laboratorio | \$73,900.00 | -\$55,132.71 | \$18,767.29 | \$14,767.29 | \$4,000.00 | \$14,767.29 | \$0.00 | \$4,000.00 | \$14,767.29 | \$14,767.29 | \$0.00 |
| 2551 Materiales, suministros e instrumentos menores de labora | \$73,900.00 | -\$55,132.71 | \$18,767.29 | \$14,767.29 | \$4,000.00 | \$14,767.29 | \$0.00 | \$4,000.00 | \$14,767.29 | \$14,767.29 | \$0.00 |
| 2560 Fibras sintéticas, hules, plásticos y derivados | \$56,686.00 | -\$36,495.51 | \$20,190.49 | \$20,190.49 | \$0.00 | \$20,190.49 | \$0.00 | \$0.00 | \$20,190.49 | \$20,190.49 | \$0.00 |
| 2561 Fibras sintéticas, hules, plásticos y derivados | \$56,686.00 | -\$36,495.51 | \$20,190.49 | \$20,190.49 | \$0.00 | \$20,190.49 | \$0.00 | \$0.00 | \$20,190.49 | \$20,190.49 | \$0.00 |
| 2600 COMBUSTIBLES, LUBRICANTES Y ADITIVOS | \$190,000.00 | \$61,169.26 | \$251,169.26 | \$243,219.26 | \$7,950.00 | \$243,219.26 | \$0.00 | \$7,950.00 | \$243,219.26 | \$243,219.26 | \$0.00 |
| 2610 Combustibles, lubricantes y aditivos | \$190,000.00 | \$61,169.26 | \$251,169.26 | \$243,219.26 | \$7,950.00 | \$243,219.26 | \$0.00 | \$7,950.00 | \$243,219.26 | \$243,219.26 | \$0.00 |
| 2611 Combustibles | \$190,000.00 | \$61,169.26 | \$251,169.26 | \$243,219.26 | \$7,950.00 | \$243,219.26 | \$0.00 | \$7,950.00 | \$243,219.26 | \$243,219.26 | \$0.00 |
| 2700 VESTUARIO, BLANCOS, PRENDAS DE PROTECCIÓN Y | \$35,460.00 | -\$7,179.11 | \$28,280.89 | \$24,661.92 | \$0.00 | \$24,661.92 | \$0.00 | \$0.00 | \$24,661.92 | \$24,661.92 | \$0.00 |
| 2710 Vestuario y uniformas | \$29,820.00 | -\$5,158.08 | \$24,661.92 | \$24,661.92 | \$0.00 | \$24,661.92 | \$0.00 | \$0.00 | \$24,661.92 | \$24,661.92 | \$0.00 |
| 2711 Vestuarios y uniformas | \$29,820.00 | -\$5,158.08 | \$24,661.92 | \$24,661.92 | \$0.00 | \$24,661.92 | \$0.00 | \$0.00 | \$24,661.92 | \$24,661.92 | \$0.00 |
| 2730 Artículos deportivos | \$5,640.00 | -\$2,021.03 | \$3,618.97 | \$3,618.97 | \$0.00 | \$3,618.97 | \$0.00 | \$0.00 | \$3,618.97 | \$3,618.97 | \$0.00 |
| 2731 Artículos deportivos | \$5,640.00 | -\$2,021.03 | \$3,618.97 | \$3,618.97 | \$0.00 | \$3,618.97 | \$0.00 | \$0.00 | \$3,618.97 | \$3,618.97 | \$0.00 |
| 2900 HERRAMIENTAS, REFACCIONES Y ACCESORIOS MEN | \$117,612.83 | -\$4,402.17 | \$113,210.66 | \$113,210.66 | \$0.00 | \$113,210.66 | \$0.00 | \$0.00 | \$113,210.66 | \$113,210.66 | \$0.00 |
| 2910 Herramientas menores | \$9,250.00 | \$2,660.03 | \$11,910.03 | \$11,910.03 | \$0.00 | \$11,910.03 | \$0.00 | \$0.00 | \$11,910.03 | \$11,910.03 | \$0.00 |
| 2911 Herramientas menores | \$9,250.00 | \$2,660.03 | \$11,910.03 | \$11,910.03 | \$0.00 | \$11,910.03 | \$0.00 | \$0.00 | \$11,910.03 | \$11,910.03 | \$0.00 |
| 2920 Refacciones y accesorios menores de edificios | \$1,000.00 | -\$1,000.00 | \$0.00 | \$0.00 | \$0.00 | \$0.00 | \$0.00 | \$0.00 | \$0.00 | \$0.00 | \$0.00 |
| 2921 Refacciones y accesorios menores de edificios | \$1,000.00 | -\$1,000.00 | \$0.00 | \$0.00 | \$0.00 | \$0.00 | \$0.00 | \$0.00 | \$0.00 | \$0.00 | \$0.00 |
| 2930 Refacciones y accesorios menores de mobiliario y equipo | \$5,000.00 | -\$2,500.00 | \$2,500.00 | \$2,500.00 | \$0.00 | \$2,500.00 | \$0.00 | \$0.00 | \$2,500.00 | \$2,500.00 | \$0.00 |
| 2931 Refacciones y accesorios menores de edificios y equipo c | \$5,000.00 | -\$2,500.00 | \$2,500.00 | \$2,500.00 | \$0.00 | \$2,500.00 | \$0.00 | \$0.00 | \$2,500.00 | \$2,500.00 | \$0.00 |
| 2940 Refacciones y accesorios menores de equipo de comput | \$42,382.83 | \$21,468.15 | \$63,830.98 | \$63,830.98 | \$0.00 | \$63,830.98 | \$0.00 | \$0.00 | \$63,830.98 | \$63,830.98 | \$0.00 |
| 2941 Refacciones y accesorios menores para equipo de cómput | \$42,382.83 | \$21,468.15 | \$63,830.98 | \$63,830.98 | \$0.00 | \$63,830.98 | \$0.00 | \$0.00 | \$63,830.98 | \$63,830.98 | \$0.00 |
| 2960 Refacciones y accesorios menores de equipo de transpor | \$60,000.00 | -\$25,030.35 | \$34,969.65 | \$34,969.65 | \$0.00 | \$34,969.65 | \$0.00 | \$0.00 | \$34,969.65 | \$34,969.65 | \$0.00 |
| 2961 Refacciones y accesorios menores de equipo de transpor | \$60,000.00 | -\$25,030.35 | \$34,969.65 | \$34,969.65 | \$0.00 | \$34,969.65 | \$0.00 | \$0.00 | \$34,969.65 | \$34,969.65 | \$0.00 |
| 3000 SERVICIOS GENERALES | \$2,608,329.00 | \$1,519,830.92 | \$4,128,259.92 | \$3,973,563.38 | \$82,686.58 | \$3,973,563.38 | \$0.00 | \$152,696.54 | \$3,961,739.38 | \$3,961,739.38 | \$11,824.00 |
| 3100 SERVICIOS BÁSICOS | \$426,630.00 | -\$25,522.10 | \$401,107.90 | \$397,107.90 | \$4,000.00 | \$397,107.90 | \$0.00 | \$4,000.00 | \$385,283.90 | \$385,283.90 | \$11,824.00 |
| 3110 Energía eléctrica | \$160,000.00 | -\$16,868.00 | \$143,132.00 | \$143,132.00 | \$0.00 | \$143,132.00 | \$0.00 | \$0.00 | \$131,308.00 | \$131,308.00 | \$11,824.00 |
| 3111 Energía eléctrica | \$160,000.00 | -\$16,868.00 | \$143,132.00 | \$143,132.00 | \$0.00 | \$143,132.00 | \$0.00 | \$0.00 | \$131,308.00 | \$131,308.00 | \$11,824.00 |



Univ. supervisor
Rep. rptEstadoPresupuestoEgresos

INSTITUTO TECNOLÓGICO SUPERIOR DE TLATLAUQUITEPEC PUEBLA

Estado del Ejercicio del Presupuesto por Capítulo del Gasto Al 31/dic/2018

| Objeto del Gasto | | Aprobado | Ampliaciones / (Reducciones) | Presupuesto Vigente | Comprometido | Presupuesto Disponible para Comprometer | Devengado | Comprometido No Devengado | Presupuesto Sin Devengar | Ejercido | Pagado | Cuentas por Pagar Deuda |
|------------------|---|--------------|---------------------------------|------------------------|----------------|---|----------------|------------------------------|-----------------------------|----------------|----------------|----------------------------|
| 3120 | Gas | \$3,000.00 | -\$3,000.00 | \$0.00 | \$0.00 | \$0.00 | \$0.00 | \$0.00 | \$0.00 | \$0.00 | \$0.00 | \$0.00 |
| 3121 | GAS | \$3,000.00 | -\$3,000.00 | \$0.00 | \$0.00 | \$0.00 | \$0.00 | \$0.00 | \$0.00 | \$0.00 | \$0.00 | \$0.00 |
| 3130 | Agua | \$3,600.00 | -\$1,991.73 | \$1,608.27 | \$1,608.27 | \$0.00 | \$0.00 | \$0.00 | \$0.00 | \$0.00 | \$0.00 | \$0.00 |
| 3131 | Agua | \$3,600.00 | -\$1,991.73 | \$1,608.27 | \$1,608.27 | \$0.00 | \$1,608.27 | \$0.00 | \$0.00 | \$1,608.27 | \$1,608.27 | \$0.00 |
| 3140 | Telefonía Tradicional | \$18,000.00 | -\$7,526.00 | \$10,474.00 | \$10,474.00 | \$0.00 | \$10,474.00 | \$0.00 | \$0.00 | \$10,474.00 | \$10,474.00 | \$0.00 |
| 3141 | Telefonía tradicional | \$18,000.00 | -\$7,526.00 | \$10,474.00 | \$10,474.00 | \$0.00 | \$10,474.00 | \$0.00 | \$0.00 | \$10,474.00 | \$10,474.00 | \$0.00 |
| 3170 | Servicios de acceso a Internet, redes y procesamiento de | \$240,000.00 | \$0.00 | \$240,000.00 | \$240,000.00 | \$0.00 | \$240,000.00 | \$0.00 | \$0.00 | \$240,000.00 | \$240,000.00 | \$0.00 |
| 3171 | Servicio de internet y redes | \$240,000.00 | \$0.00 | \$240,000.00 | \$240,000.00 | \$0.00 | \$240,000.00 | \$0.00 | \$0.00 | \$240,000.00 | \$240,000.00 | \$0.00 |
| 3180 | Servicios postales y telegráficos | \$2,030.00 | \$3,863.63 | \$5,893.63 | \$1,893.63 | \$4,000.00 | \$1,893.63 | \$0.00 | \$4,000.00 | \$1,893.63 | \$1,893.63 | \$0.00 |
| 3181 | Servicios postales y telegráficos | \$2,030.00 | \$3,863.63 | \$5,893.63 | \$1,893.63 | \$4,000.00 | \$1,893.63 | \$0.00 | \$4,000.00 | \$1,893.63 | \$1,893.63 | \$0.00 |
| 3200 | SERVICIOS DE ARRENDAMIENTO | \$216,000.00 | \$46,414.80 | \$262,414.80 | \$262,414.80 | \$0.00 | \$262,414.80 | \$0.00 | \$4,000.00 | \$1,893.63 | \$1,893.63 | \$0.00 |
| 3250 | Arrendamiento de equipo de transporte | \$60,000.00 | \$46,820.00 | \$106,820.00 | \$106,820.00 | \$0.00 | \$106,820.00 | \$0.00 | \$0.00 | \$262,414.80 | \$262,414.80 | \$0.00 |
| 3251 | Arrendamiento de equipo de transporte | \$60,000.00 | \$46,820.00 | \$106,820.00 | \$106,820.00 | \$0.00 | \$106,820.00 | \$0.00 | \$0.00 | \$106,820.00 | \$106,820.00 | \$0.00 |
| 3270 | Arrendamiento de activos intangibles | \$147,000.00 | -\$4,087.20 | \$142,912.80 | \$142,912.80 | \$0.00 | \$142,912.80 | \$0.00 | \$0.00 | \$106,820.00 | \$106,820.00 | \$0.00 |
| 3271 | Arrendamiento de activos intangibles | \$147,000.00 | -\$4,087.20 | \$142,912.80 | \$142,912.80 | \$0.00 | \$142,912.80 | \$0.00 | \$0.00 | \$142,912.80 | \$142,912.80 | \$0.00 |
| 3290 | Otros arrendamientos | \$9,000.00 | \$3,682.00 | \$12,682.00 | \$12,682.00 | \$0.00 | \$12,682.00 | \$0.00 | \$0.00 | \$142,912.80 | \$142,912.80 | \$0.00 |
| 3291 | Otros arrendamientos | \$9,000.00 | \$3,682.00 | \$12,682.00 | \$12,682.00 | \$0.00 | \$12,682.00 | \$0.00 | \$0.00 | \$12,682.00 | \$12,682.00 | \$0.00 |
| 3300 | SERVICIOS PROFESIONALES, CIENTÍFICOS, TÉCNICOS | \$957,772.00 | \$813,204.96 | \$1,770,976.96 | \$1,670,584.66 | \$30,382.74 | \$1,670,584.66 | \$0.00 | \$100,392.30 | \$1,670,584.66 | \$1,670,584.66 | \$0.00 |
| 3310 | Servicios legales, de contabilidad, auditoría y relacionado | \$272,905.00 | \$105,792.45 | \$378,697.45 | \$308,687.89 | \$0.00 | \$308,687.89 | \$0.00 | \$70,009.56 | \$308,687.89 | \$308,687.89 | \$0.00 |
| 3311 | Servicios legales, de contabilidad, auditoría y relacionado | \$272,905.00 | \$105,792.45 | \$378,697.45 | \$308,687.89 | \$0.00 | \$308,687.89 | \$0.00 | \$70,009.56 | \$308,687.89 | \$308,687.89 | \$0.00 |
| 3330 | Servicios de consultoría administrativa, procesos, técnica | \$0.00 | \$85,540.20 | \$85,540.20 | \$71,599.99 | \$13,940.21 | \$71,599.99 | \$0.00 | \$13,940.21 | \$71,599.99 | \$71,599.99 | \$0.00 |
| 3331 | Servicios de consultoría administrativa y científica | \$0.00 | \$85,540.20 | \$85,540.20 | \$71,599.99 | \$13,940.21 | \$71,599.99 | \$0.00 | \$13,940.21 | \$71,599.99 | \$71,599.99 | \$0.00 |
| 3340 | Servicios de capacitación | \$156,388.00 | \$536,840.50 | \$693,228.50 | \$688,435.87 | \$4,792.63 | \$688,435.87 | \$0.00 | \$4,792.63 | \$688,435.87 | \$688,435.87 | \$0.00 |
| 3341 | Servicios de capacitación | \$156,388.00 | \$536,840.50 | \$693,228.50 | \$688,435.87 | \$4,792.63 | \$688,435.87 | \$0.00 | \$4,792.63 | \$688,435.87 | \$688,435.87 | \$0.00 |
| 3350 | Servicios de investigación científica y desarrollo | \$3,600.00 | -\$3,600.00 | \$0.00 | \$0.00 | \$0.00 | \$0.00 | \$0.00 | \$0.00 | \$0.00 | \$0.00 | \$0.00 |
| 3351 | Servicios de investigación científica y desarrollo | \$3,600.00 | -\$3,600.00 | \$0.00 | \$0.00 | \$0.00 | \$0.00 | \$0.00 | \$0.00 | \$0.00 | \$0.00 | \$0.00 |
| 3360 | Servicios de apoyo administrativo, traducción, fotocopiado | \$39,329.00 | -\$17,633.63 | \$21,695.37 | \$21,695.37 | \$0.00 | \$21,695.37 | \$0.00 | \$0.00 | \$21,695.37 | \$21,695.37 | \$0.00 |
| 3361 | Servicios de apoyo administrativo y secretarial | \$39,329.00 | -\$17,633.63 | \$21,695.37 | \$21,695.37 | \$0.00 | \$21,695.37 | \$0.00 | \$0.00 | \$21,695.37 | \$21,695.37 | \$0.00 |
| 3380 | Servicios de vigilancia | \$420,750.00 | \$15,750.00 | \$436,500.00 | \$436,500.00 | \$0.00 | \$436,500.00 | \$0.00 | \$0.00 | \$436,500.00 | \$436,500.00 | \$0.00 |
| 3381 | Servicios de vigilancia | \$420,750.00 | \$15,750.00 | \$436,500.00 | \$436,500.00 | \$0.00 | \$436,500.00 | \$0.00 | \$0.00 | \$436,500.00 | \$436,500.00 | \$0.00 |
| 3390 | Servicios profesionales, científicos y técnicos integrales | \$94,800.00 | \$90,515.44 | \$185,315.44 | \$143,665.54 | \$11,649.90 | \$143,665.54 | \$0.00 | \$11,649.90 | \$143,665.54 | \$143,665.54 | \$0.00 |
| 3391 | Servicios profesionales científicos y técnicos integrales | \$94,800.00 | \$90,515.44 | \$185,315.44 | \$143,665.54 | \$11,649.90 | \$143,665.54 | \$0.00 | \$11,649.90 | \$143,665.54 | \$143,665.54 | \$0.00 |
| 3400 | SERVICIOS FINANCIEROS, BANCARIOS Y COMERCIAL | \$57,425.00 | \$2,632.38 | \$60,057.38 | \$52,974.14 | \$7,083.24 | \$52,974.14 | \$0.00 | \$7,083.24 | \$52,974.14 | \$52,974.14 | \$0.00 |
| 3410 | Servicios financieros y bancarios | \$12,000.00 | \$22,548.58 | \$34,548.58 | \$27,465.34 | \$7,083.24 | \$27,465.34 | \$0.00 | \$7,083.24 | \$27,465.34 | \$27,465.34 | \$0.00 |
| 3411 | Servicios financieros y bancarios | \$12,000.00 | \$22,548.58 | \$34,548.58 | \$27,465.34 | \$7,083.24 | \$27,465.34 | \$0.00 | \$7,083.24 | \$27,465.34 | \$27,465.34 | \$0.00 |

INSTITUTO TECNOLOGICO SUPERIOR DE TLATLAUQUITEPEC
PUEBLA

Estado del Ejercicio del Presupuesto por Capitulo del Gasto Al 31/dic/2018

| Objeto del Gasto | Aprobado | Ampliaciones / (Reducciones) | Presupuesto Vigente | Comprometido | Presupuesto Disponible para Comprometer | Devengado | Comprometido No Devengado | Presupuesto Sin Devengar | Ejercido | Pagado | Cuentas por Pagar Deuda |
|---|--------------|---------------------------------|------------------------|--------------|---|--------------|------------------------------|-----------------------------|--------------|--------------|----------------------------|
| 3450 Seguro de bienes patrimoniales | \$45,425.00 | -\$19,916.20 | \$25,508.80 | \$25,508.80 | \$0.00 | \$25,508.80 | \$0.00 | \$0.00 | \$25,508.80 | \$25,508.80 | \$0.00 |
| 3451 Seguro de bienes patrimoniales | \$45,425.00 | -\$19,916.20 | \$25,508.80 | \$25,508.80 | \$0.00 | \$25,508.80 | \$0.00 | \$0.00 | \$25,508.80 | \$25,508.80 | \$0.00 |
| 3500 SERVICIOS DE INSTALACIÓN, REPARACIÓN, MANTEN | \$45,900.00 | \$414,801.24 | \$460,301.24 | \$455,651.24 | \$4,650.00 | \$455,651.24 | \$0.00 | \$4,650.00 | \$455,651.24 | \$455,651.24 | \$0.00 |
| 3510 Conservación y mantenimiento menor de inmuebles | \$0.00 | \$7,125.00 | \$7,125.00 | \$7,125.00 | \$0.00 | \$7,125.00 | \$0.00 | \$0.00 | \$7,125.00 | \$7,125.00 | \$0.00 |
| 3511 Conservación y mantenimiento menor de inmuebles | \$0.00 | \$7,125.00 | \$7,125.00 | \$7,125.00 | \$0.00 | \$7,125.00 | \$0.00 | \$0.00 | \$7,125.00 | \$7,125.00 | \$0.00 |
| 3520 Instalación, reparación y mantenimiento de mobiliario y ex | \$0.00 | \$8,120.00 | \$8,120.00 | \$8,120.00 | \$0.00 | \$8,120.00 | \$0.00 | \$0.00 | \$8,120.00 | \$8,120.00 | \$0.00 |
| 3521 Instalación, reparación y mantenimiento de mobiliario y ex | \$0.00 | \$8,120.00 | \$8,120.00 | \$8,120.00 | \$0.00 | \$8,120.00 | \$0.00 | \$0.00 | \$8,120.00 | \$8,120.00 | \$0.00 |
| 3530 Instalación, reparación y mantenimiento de equipo de cóm | \$500.00 | \$58,258.64 | \$58,758.64 | \$58,758.64 | \$0.00 | \$58,758.64 | \$0.00 | \$0.00 | \$58,758.64 | \$58,758.64 | \$0.00 |
| 3531 Instalación, reparación y mantenimiento de equipo de cóm | \$500.00 | \$58,258.64 | \$58,758.64 | \$58,758.64 | \$0.00 | \$58,758.64 | \$0.00 | \$0.00 | \$58,758.64 | \$58,758.64 | \$0.00 |
| 3550 Reparación y mantenimiento de equipo de transporte | \$45,000.00 | \$17,982.01 | \$62,982.01 | \$58,332.01 | \$4,650.00 | \$58,332.01 | \$0.00 | \$4,650.00 | \$58,332.01 | \$58,332.01 | \$0.00 |
| 3551 Reparación y mantenimiento de equipo de transporte | \$45,000.00 | \$17,982.01 | \$62,982.01 | \$58,332.01 | \$4,650.00 | \$58,332.01 | \$0.00 | \$4,650.00 | \$58,332.01 | \$58,332.01 | \$0.00 |
| 3570 Instalación, reparación y mantenimiento de maquinaria y | \$0.00 | \$323,315.59 | \$323,315.59 | \$323,315.59 | \$0.00 | \$323,315.59 | \$0.00 | \$0.00 | \$323,315.59 | \$323,315.59 | \$0.00 |
| 3571 Instalación, reparación y mantenimiento de maquinaria, o | \$0.00 | \$323,315.59 | \$323,315.59 | \$323,315.59 | \$0.00 | \$323,315.59 | \$0.00 | \$0.00 | \$323,315.59 | \$323,315.59 | \$0.00 |
| 3600 SERVICIOS DE COMUNICACIÓN SOCIAL Y PUBLICIDAD | \$120,838.00 | -\$20,157.69 | \$100,680.31 | \$98,191.41 | \$2,488.90 | \$98,191.41 | \$0.00 | \$2,488.90 | \$98,191.41 | \$98,191.41 | \$0.00 |
| 3620 Difusión por radio, televisión y otros medios de mensajes | \$120,838.00 | -\$20,157.69 | \$100,680.31 | \$98,191.41 | \$2,488.90 | \$98,191.41 | \$0.00 | \$2,488.90 | \$98,191.41 | \$98,191.41 | \$0.00 |
| 3621 Servicios de difusión para la comercialización de bienes c | \$120,838.00 | -\$20,157.69 | \$100,680.31 | \$98,191.41 | \$2,488.90 | \$98,191.41 | \$0.00 | \$2,488.90 | \$98,191.41 | \$98,191.41 | \$0.00 |
| 3700 Servicios de traslados y viáticos | \$227,108.00 | \$35,670.36 | \$262,778.36 | \$242,680.36 | \$20,098.00 | \$242,680.36 | \$0.00 | \$20,098.00 | \$242,680.36 | \$242,680.36 | \$0.00 |
| 3710 Pasajes aéreos | \$16,068.00 | \$4,557.04 | \$20,625.04 | \$20,625.04 | \$0.00 | \$20,625.04 | \$0.00 | \$0.00 | \$20,625.04 | \$20,625.04 | \$0.00 |
| 3711 Pasajes aéreos nacionales | \$16,068.00 | \$4,557.04 | \$20,625.04 | \$20,625.04 | \$0.00 | \$20,625.04 | \$0.00 | \$0.00 | \$20,625.04 | \$20,625.04 | \$0.00 |
| 3720 Pasajes terrestres | \$73,820.00 | -\$35,921.95 | \$37,898.05 | \$37,898.05 | \$0.00 | \$37,898.05 | \$0.00 | \$0.00 | \$37,898.05 | \$37,898.05 | \$0.00 |
| 3721 Pasajes terrestres nacionales | \$73,820.00 | -\$35,921.95 | \$37,898.05 | \$37,898.05 | \$0.00 | \$37,898.05 | \$0.00 | \$0.00 | \$37,898.05 | \$37,898.05 | \$0.00 |
| 3750 Viáticos en el país | \$137,220.00 | \$67,035.27 | \$204,255.27 | \$184,157.27 | \$20,098.00 | \$184,157.27 | \$0.00 | \$20,098.00 | \$184,157.27 | \$184,157.27 | \$0.00 |
| 3751 Viáticos en el país | \$137,220.00 | \$67,035.27 | \$204,255.27 | \$184,157.27 | \$20,098.00 | \$184,157.27 | \$0.00 | \$20,098.00 | \$184,157.27 | \$184,157.27 | \$0.00 |
| 3800 SERVICIOS OFICIALES | \$11,823.00 | \$137,431.61 | \$149,254.61 | \$142,259.43 | \$6,995.18 | \$142,259.43 | \$0.00 | \$6,995.18 | \$142,259.43 | \$142,259.43 | \$0.00 |
| 3820 Gastos de orden social y cultural | \$11,823.00 | \$137,431.61 | \$149,254.61 | \$142,259.43 | \$6,995.18 | \$142,259.43 | \$0.00 | \$6,995.18 | \$142,259.43 | \$142,259.43 | \$0.00 |
| 3821 Gastos de orden social y cultural | \$11,823.00 | \$137,431.61 | \$149,254.61 | \$142,259.43 | \$6,995.18 | \$142,259.43 | \$0.00 | \$6,995.18 | \$142,259.43 | \$142,259.43 | \$0.00 |
| 3900 OTROS SERVICIOS GENERALES | \$543,233.00 | \$115,455.36 | \$658,688.36 | \$651,699.44 | \$6,988.92 | \$651,699.44 | \$0.00 | \$6,988.92 | \$651,699.44 | \$651,699.44 | \$0.00 |
| 3920 Impuestos y derechos | \$200,000.00 | \$69,088.36 | \$269,088.36 | \$263,215.44 | \$5,872.92 | \$263,215.44 | \$0.00 | \$5,872.92 | \$263,215.44 | \$263,215.44 | \$0.00 |
| 3921 Impuestos y derechos | \$200,000.00 | \$69,088.36 | \$269,088.36 | \$263,215.44 | \$5,872.92 | \$263,215.44 | \$0.00 | \$5,872.92 | \$263,215.44 | \$263,215.44 | \$0.00 |
| 3930 Impuesto sobre nóminas y otros que se deriven de una re | \$343,233.00 | \$46,367.00 | \$389,600.00 | \$388,484.00 | \$1,116.00 | \$388,484.00 | \$0.00 | \$1,116.00 | \$388,484.00 | \$388,484.00 | \$0.00 |
| 3981 Impuesto sobre nóminas (2%) | \$343,233.00 | \$46,367.00 | \$389,600.00 | \$388,484.00 | \$1,116.00 | \$388,484.00 | \$0.00 | \$1,116.00 | \$388,484.00 | \$388,484.00 | \$0.00 |
| 4000 TRANSFERENCIAS, ASIGNACIONES, SUBSIDIO | \$5,000.00 | \$39,528.40 | \$44,528.40 | \$44,528.40 | \$0.00 | \$44,528.40 | \$0.00 | \$0.00 | \$44,528.40 | \$44,528.40 | \$0.00 |
| 4400 AYUDAS SOCIALES | \$5,000.00 | \$39,528.40 | \$44,528.40 | \$44,528.40 | \$0.00 | \$44,528.40 | \$0.00 | \$0.00 | \$44,528.40 | \$44,528.40 | \$0.00 |
| 4420 Becas y otras ayudas para programas de capacitación | \$5,000.00 | -\$5,000.00 | \$0.00 | \$0.00 | \$0.00 | \$0.00 | \$0.00 | \$0.00 | \$0.00 | \$0.00 | \$0.00 |
| 4421 Becas y otras ayudas para programas de capacitación | \$5,000.00 | -\$5,000.00 | \$0.00 | \$0.00 | \$0.00 | \$0.00 | \$0.00 | \$0.00 | \$0.00 | \$0.00 | \$0.00 |



Usr: supervisor
Rep: rpt:EstadoPresupuestoEgresos

INSTITUTO TECNOLÓGICO SUPERIOR DE TLATLAUQUITEPEC PUEBLA

Estado del Ejercicio del Presupuesto por Capítulo del Gasto Al 31/dic/2018


| Objeto del Gasto | Aprobado | Ampliaciones / (Reducciones) | Presupuesto Vigente | Comprometido | Presupuesto Disponible para Comprometer | Devengado | Comprometido No Devengado | Presupuesto Sin Devengar | Ejercido | Pagado | Cuentas por Pagar Deuda |
|--|------------------------|---------------------------------|------------------------|------------------------|---|------------------------|------------------------------|-----------------------------|------------------------|------------------------|----------------------------|
| 4430 Ayudas sociales a instituciones de enseñanza | \$0.00 | \$44,528.40 | \$44,528.40 | \$44,528.40 | \$0.00 | \$44,528.40 | \$0.00 | \$0.00 | \$44,528.40 | \$44,528.40 | \$0.00 |
| 4431 AYUDAS SOCIALES A INSTITUCIONES DE ENSEÑANZA | \$0.00 | \$44,528.40 | \$44,528.40 | \$44,528.40 | \$0.00 | \$44,528.40 | \$0.00 | \$0.00 | \$44,528.40 | \$44,528.40 | \$0.00 |
| 5000 BIENES MUEBLES, INMUEBLES E INTANGIBLES | \$359,880.00 | -\$293,442.23 | \$66,437.77 | \$66,437.77 | \$0.00 | \$66,437.77 | \$0.00 | \$0.00 | \$66,437.77 | \$66,437.77 | \$0.00 |
| 5100 MOBILIARIO Y EQUIPO DE ADMINISTRACIÓN | \$147,079.00 | -\$80,641.23 | \$66,437.77 | \$66,437.77 | \$0.00 | \$66,437.77 | \$0.00 | \$0.00 | \$66,437.77 | \$66,437.77 | \$0.00 |
| 5110 Muebles de oficina y estantería | \$76,309.00 | -\$13,619.23 | \$62,689.77 | \$62,689.77 | \$0.00 | \$62,689.77 | \$0.00 | \$0.00 | \$62,689.77 | \$62,689.77 | \$0.00 |
| 5111 Muebles de oficina | \$76,309.00 | -\$13,619.23 | \$62,689.77 | \$62,689.77 | \$0.00 | \$62,689.77 | \$0.00 | \$0.00 | \$62,689.77 | \$62,689.77 | \$0.00 |
| 5150 Equipos de cómputo y de tecnologías de la información | \$70,770.00 | -\$67,022.00 | \$3,748.00 | \$3,748.00 | \$0.00 | \$3,748.00 | \$0.00 | \$0.00 | \$3,748.00 | \$3,748.00 | \$0.00 |
| 5151 Equipo de cómputo y de tecnología de la información | \$70,770.00 | -\$67,022.00 | \$3,748.00 | \$3,748.00 | \$0.00 | \$3,748.00 | \$0.00 | \$0.00 | \$3,748.00 | \$3,748.00 | \$0.00 |
| 5200 MOBILIARIO Y EQUIPO EDUCACIONAL Y RECREATIVO | \$46,495.00 | -\$46,495.00 | \$0.00 | \$0.00 | \$0.00 | \$0.00 | \$0.00 | \$0.00 | \$0.00 | \$0.00 | \$0.00 |
| 5210 Equipos y aparatos audiovisuales | \$46,495.00 | -\$46,495.00 | \$0.00 | \$0.00 | \$0.00 | \$0.00 | \$0.00 | \$0.00 | \$0.00 | \$0.00 | \$0.00 |
| 5211 Equipos y aparatos de proyección de imágenes, audio y v | \$46,495.00 | -\$46,495.00 | \$0.00 | \$0.00 | \$0.00 | \$0.00 | \$0.00 | \$0.00 | \$0.00 | \$0.00 | \$0.00 |
| 5600 MAQUINARIA, OTROS EQUIPOS Y HERRAMIENTAS | \$128,930.00 | -\$128,930.00 | \$0.00 | \$0.00 | \$0.00 | \$0.00 | \$0.00 | \$0.00 | \$0.00 | \$0.00 | \$0.00 |
| 5610 Maquinaria y equipo agropecuario | \$1,668.00 | -\$1,668.00 | \$0.00 | \$0.00 | \$0.00 | \$0.00 | \$0.00 | \$0.00 | \$0.00 | \$0.00 | \$0.00 |
| 5611 Maquinaria y equipo agropecuario | \$1,668.00 | -\$1,668.00 | \$0.00 | \$0.00 | \$0.00 | \$0.00 | \$0.00 | \$0.00 | \$0.00 | \$0.00 | \$0.00 |
| 5620 Maquinaria y equipo industrial | \$3,332.00 | -\$3,332.00 | \$0.00 | \$0.00 | \$0.00 | \$0.00 | \$0.00 | \$0.00 | \$0.00 | \$0.00 | \$0.00 |
| 5621 Maquinaria y equipo industrial | \$3,332.00 | -\$3,332.00 | \$0.00 | \$0.00 | \$0.00 | \$0.00 | \$0.00 | \$0.00 | \$0.00 | \$0.00 | \$0.00 |
| 5640 Sistemas de aire acondicionado, calefacción y de refriger | \$3,032.00 | -\$3,032.00 | \$0.00 | \$0.00 | \$0.00 | \$0.00 | \$0.00 | \$0.00 | \$0.00 | \$0.00 | \$0.00 |
| 5641 Sistemas de aire acondicionado, calefacción y de refriger | \$3,032.00 | -\$3,032.00 | \$0.00 | \$0.00 | \$0.00 | \$0.00 | \$0.00 | \$0.00 | \$0.00 | \$0.00 | \$0.00 |
| 5690 Otros equipos | \$120,898.00 | -\$120,898.00 | \$0.00 | \$0.00 | \$0.00 | \$0.00 | \$0.00 | \$0.00 | \$0.00 | \$0.00 | \$0.00 |
| 5691 OTROS EQUIPOS | \$120,898.00 | -\$120,898.00 | \$0.00 | \$0.00 | \$0.00 | \$0.00 | \$0.00 | \$0.00 | \$0.00 | \$0.00 | \$0.00 |
| 5700 ACTIVOS BIOLÓGICOS | \$2,188.00 | -\$2,188.00 | \$0.00 | \$0.00 | \$0.00 | \$0.00 | \$0.00 | \$0.00 | \$0.00 | \$0.00 | \$0.00 |
| 5750 Peces y acuicultura | \$2,188.00 | -\$2,188.00 | \$0.00 | \$0.00 | \$0.00 | \$0.00 | \$0.00 | \$0.00 | \$0.00 | \$0.00 | \$0.00 |
| 5751 PECES Y ACUICULTURA | \$2,188.00 | -\$2,188.00 | \$0.00 | \$0.00 | \$0.00 | \$0.00 | \$0.00 | \$0.00 | \$0.00 | \$0.00 | \$0.00 |
| 5900 ACTIVOS INTANGIBLES | \$35,188.00 | -\$35,188.00 | \$0.00 | \$0.00 | \$0.00 | \$0.00 | \$0.00 | \$0.00 | \$0.00 | \$0.00 | \$0.00 |
| 5910 Software | \$35,188.00 | -\$35,188.00 | \$0.00 | \$0.00 | \$0.00 | \$0.00 | \$0.00 | \$0.00 | \$0.00 | \$0.00 | \$0.00 |
| 5911 Software | \$35,188.00 | -\$35,188.00 | \$0.00 | \$0.00 | \$0.00 | \$0.00 | \$0.00 | \$0.00 | \$0.00 | \$0.00 | \$0.00 |
| 9000 DEUDA PÚBLICA | \$1,629,791.10 | \$0.00 | \$1,629,791.10 | \$1,629,073.24 | \$717.86 | \$1,629,073.24 | \$0.00 | \$717.86 | \$1,629,073.24 | \$1,629,073.24 | \$0.00 |
| 9900 ADEUDOS DE EJERCICIOS FISCALES ANTERIORES (A | \$1,629,791.10 | \$0.00 | \$1,629,791.10 | \$1,629,073.24 | \$717.86 | \$1,629,073.24 | \$0.00 | \$717.86 | \$1,629,073.24 | \$1,629,073.24 | \$0.00 |
| 9910 ADEFAS | \$1,629,791.10 | \$0.00 | \$1,629,791.10 | \$1,629,073.24 | \$717.86 | \$1,629,073.24 | \$0.00 | \$717.86 | \$1,629,073.24 | \$1,629,073.24 | \$0.00 |
| 9911 ADEFAS de Capítulo 1000 | \$450,849.35 | \$0.00 | \$450,849.35 | \$450,131.49 | \$717.86 | \$450,131.49 | \$0.00 | \$717.86 | \$450,131.49 | \$450,131.49 | \$0.00 |
| 9912 ADEFAS de Capítulo 2000 | \$112,065.65 | \$0.00 | \$112,065.65 | \$112,065.65 | \$0.00 | \$112,065.65 | \$0.00 | \$0.00 | \$112,065.65 | \$112,065.65 | \$0.00 |
| 9913 ADEFAS de Capítulo 3000 | \$1,066,876.10 | \$0.00 | \$1,066,876.10 | \$1,066,876.10 | \$0.00 | \$1,066,876.10 | \$0.00 | \$0.00 | \$1,066,876.10 | \$1,066,876.10 | \$0.00 |
| Total | \$23,073,215.10 | -\$1,890,399.61 | \$24,663,714.71 | \$23,646,496.85 | \$968,489.91 | \$23,646,496.85 | \$0.00 | \$1,017,217.86 | \$23,027,801.01 | \$23,027,801.01 | \$618,699.84 |

INSTITUTO TECNOLOGICO SUPERIOR DE TLATLAUQUITEPEC
PUEBLA

Estado del Ejercicio del Presupuesto por Capitulo del Gasto Al 31/dic/2018

Objeto del Gasto

| Aprobado | Ampliaciones / (Reducciones) | Presupuesto Vigente | Comprometido | Presupuesto Disponible para Comprometer | Devengado | Comprometido No Devengado | Presupuesto Sin Devengar | Ejercido | Pagado | Cuentas por Pagar Deuda |
|----------|---------------------------------|------------------------|--------------|---|-----------|------------------------------|-----------------------------|----------|--------|----------------------------|
|----------|---------------------------------|------------------------|--------------|---|-----------|------------------------------|-----------------------------|----------|--------|----------------------------|



 ING. OCTAVIO BENAVIDES MANZANO
 DIRECTOR GENERAL



 M.A. CLAUDIA HERNANDEZ MENDEZ
 DEPARTAMENTO DE SERVICIOS ADMINISTRATIVOS



INSTITUTO TECNOLÓGICO SUPERIOR DE TLATLAUQUITEPEC PUEBLA

Balanza de Comprobación del 01/ene/2018 al 31/dic/2018

Cuentas de Mayor con saldo y/o movimientos. (De la cuenta: 1000 a la 9000)

Usr supervisor
Rep rptBalanzaComprobacion

| Nat. | Cuenta | Nombre de la cuenta | SALDO ANTERIOR | | MOVIMIENTOS | | SALDO ACTUAL | |
|------|-----------|--|-----------------|----------|-----------------|-----------------|-----------------|----------|
| | | | DEUDOR | ACREEDOR | DEUDOR | ACREEDOR | DEUDOR | ACREEDOR |
| D | 1000 | ACTIVO | | | | | | |
| D | 1100 | ACTIVO CIRCULANTE | \$14,104,436.03 | \$0.00 | \$45,019,923.46 | \$45,128,781.80 | \$13,995,577.69 | \$0.00 |
| D | 1110 | EFFECTIVO Y EQUIVALENTES | \$7,190,711.51 | \$0.00 | \$44,953,485.89 | \$45,128,781.80 | \$7,015,415.40 | \$0.00 |
| D | 1111 | EFFECTIVO | \$7,116,879.36 | \$0.00 | \$22,834,161.48 | \$22,936,877.62 | \$7,014,163.22 | \$0.00 |
| D | 1112 | BANCOS/TESORERÍA | \$0.00 | \$0.00 | \$5,000.00 | \$0.00 | \$5,000.00 | \$0.00 |
| D | 1112-01 | BBV BANCOMER BANCOMER FEDERAL | \$7,116,879.36 | \$0.00 | \$22,829,161.48 | \$22,936,877.62 | \$7,009,163.22 | \$0.00 |
| D | 1112-02 | BBVA BANCOMER ESTATAL | \$3,691,248.67 | \$0.00 | \$10,553,314.45 | \$10,235,493.61 | \$4,009,069.51 | \$0.00 |
| D | 1112-03 | BBVA BANCOMER INGRESOS PROPIOS | \$2,289,768.41 | \$0.00 | \$10,454,868.82 | \$9,821,458.20 | \$2,923,179.03 | \$0.00 |
| D | 1120 | DERECHOS A RECIBIR EFFECTIVO O EQUIVALENTES | \$1,135,862.28 | \$0.00 | \$1,820,978.21 | \$2,879,925.81 | \$76,914.68 | \$0.00 |
| D | 1122 | CUENTAS POR COBRAR A CORTO PLAZO | \$73,832.15 | \$0.00 | \$22,119,324.21 | \$22,191,904.18 | \$1,252.18 | \$0.00 |
| D | 1123 | DEUDORES DIVERSOS POR COBRAR A CORTO PLAZO | \$0.00 | \$0.00 | \$21,711,791.18 | \$21,711,791.18 | \$0.00 | \$0.00 |
| D | 1123-1 | GASTOS A COMPROBAR Y PENDIENTES DE APLICAR | \$771.51 | \$0.00 | \$358,632.36 | \$359,403.87 | \$0.00 | \$0.00 |
| D | 1123-1-01 | "A" | \$771.51 | \$0.00 | \$358,632.36 | \$359,403.87 | \$0.00 | \$0.00 |
| D | 1123-1-02 | "B" | \$0.00 | \$0.00 | \$12,306.00 | \$12,306.00 | \$0.00 | \$0.00 |
| D | 1123-1-03 | "C" | \$200.03 | \$0.00 | \$10,656.86 | \$10,856.89 | \$0.00 | \$0.00 |
| D | 1123-1-04 | "D" | -\$173.93 | \$0.00 | \$164,753.56 | \$164,579.63 | \$0.00 | \$0.00 |
| D | 1123-1-05 | "E" | \$0.00 | \$0.00 | \$2,794.00 | \$2,794.00 | \$0.00 | \$0.00 |
| D | 1123-1-06 | "F" | \$0.00 | \$0.00 | \$900.00 | \$900.00 | \$0.00 | \$0.00 |
| D | 1123-1-07 | "G" | \$0.00 | \$0.00 | \$1,600.00 | \$1,600.00 | \$0.00 | \$0.00 |
| D | 1123-1-08 | "H" | \$0.00 | \$0.00 | \$12,408.00 | \$12,408.00 | \$0.00 | \$0.00 |
| D | 1123-1-10 | "J" | \$549.20 | \$0.00 | \$26,944.59 | \$27,493.79 | \$0.00 | \$0.00 |
| D | 1123-1-12 | "L" | \$0.00 | \$0.00 | \$3,671.00 | \$3,671.00 | \$0.00 | \$0.00 |
| D | 1123-1-13 | "M" | -\$0.44 | \$0.00 | \$11,492.44 | \$11,492.00 | \$0.00 | \$0.00 |
| D | 1123-1-15 | "O" | -\$0.42 | \$0.00 | \$24,140.42 | \$24,140.00 | \$0.00 | \$0.00 |
| D | 1123-1-16 | "P" | \$0.00 | \$0.00 | \$579.00 | \$579.00 | \$0.00 | \$0.00 |
| D | 1123-1-17 | "Q" | \$0.00 | \$0.00 | \$2,158.00 | \$2,158.00 | \$0.00 | \$0.00 |
| D | 1123-1-18 | "R" | \$0.00 | \$0.00 | \$1,500.00 | \$1,500.00 | \$0.00 | \$0.00 |
| D | 1123-1-19 | "S" | \$198.00 | \$0.00 | \$31,617.42 | \$31,815.42 | \$0.00 | \$0.00 |
| D | 1123-1-20 | "T" | -\$0.93 | \$0.00 | \$36,408.07 | \$36,407.14 | \$0.00 | \$0.00 |
| D | 1123-1-22 | "V" | \$0.00 | \$0.00 | \$4,340.00 | \$4,340.00 | \$0.00 | \$0.00 |
| D | 1124 | INGRESOS POR RECUPERAR A CORTO PLAZO | \$0.00 | \$0.00 | \$10,363.00 | \$10,363.00 | \$0.00 | \$0.00 |
| D | 1126 | SUBSIDIO AL EMPLEO | \$0.00 | \$0.00 | \$34,963.39 | \$34,963.39 | \$0.00 | \$0.00 |
| D | 1126-1 | SUBSIDIO AL EMPLEO | \$73,060.64 | \$0.00 | \$13,937.28 | \$85,745.74 | \$1,252.18 | \$0.00 |
| D | 1126-1-01 | SUBSIDIO AL EMPLEO | \$73,060.64 | \$0.00 | \$13,937.28 | \$85,745.74 | \$1,252.18 | \$0.00 |
| D | 1200 | ACTIVO NO CIRCULANTE | \$73,060.64 | \$0.00 | \$13,937.28 | \$85,745.74 | \$1,252.18 | \$0.00 |
| D | 1240 | BIENES MUEBLES | \$6,913,724.52 | \$0.00 | \$66,437.77 | \$0.00 | \$6,980,162.29 | \$0.00 |
| D | 1241 | MOBILIARIO Y EQUIPO DE ADMINISTRACIÓN | \$6,898,724.52 | \$0.00 | \$66,437.77 | \$0.00 | \$6,965,162.29 | \$0.00 |
| D | 1241-1 | Muebles de Oficina y Estantería | \$2,124,471.67 | \$0.00 | \$66,437.77 | \$0.00 | \$2,190,909.44 | \$0.00 |
| D | 1241-3 | Equipo de Cómputo y de Tecnologías de la Información | \$0.00 | \$0.00 | \$62,689.77 | \$0.00 | \$62,689.77 | \$0.00 |
| D | 1242 | MOBILIARIO Y EQUIPO EDUCACIONAL Y RECREATIVO | \$2,124,471.67 | \$0.00 | \$3,748.00 | \$0.00 | \$2,128,219.67 | \$0.00 |
| D | 1242-1 | Equipos y Aparatos Audiovisuales | \$63,947.36 | \$0.00 | \$0.00 | \$0.00 | \$63,947.36 | \$0.00 |
| D | 1242-2 | Aparatos Deportivos | \$11,948.00 | \$0.00 | \$0.00 | \$0.00 | \$11,948.00 | \$0.00 |
| D | 1242-3 | Cámaras Fotográficas y de Video | \$27,000.16 | \$0.00 | \$0.00 | \$0.00 | \$27,000.16 | \$0.00 |
| D | 1242-9 | Otro Mobiliario y Equipo Educativo y Recreativo | \$3,806.00 | \$0.00 | \$0.00 | \$0.00 | \$3,806.00 | \$0.00 |
| D | 1243 | EQUIPO E INSTRUMENTAL MÉDICO Y DE LABORATORIO | \$21,193.20 | \$0.00 | \$0.00 | \$0.00 | \$21,193.20 | \$0.00 |
| D | 1243-1 | Equipo Médico y de Laboratorio | \$613,215.85 | \$0.00 | \$0.00 | \$0.00 | \$613,215.85 | \$0.00 |
| D | 1243-2 | Instrumental Médico y de Laboratorio | \$509,170.85 | \$0.00 | \$0.00 | \$0.00 | \$509,170.85 | \$0.00 |
| D | 1244 | EQUIPO DE TRANSPORTE | \$104,045.00 | \$0.00 | \$0.00 | \$0.00 | \$104,045.00 | \$0.00 |
| D | 1244-1 | Automóviles y Equipo Terrestre | \$1,620,722.64 | \$0.00 | \$0.00 | \$0.00 | \$1,620,722.64 | \$0.00 |
| | | | \$1,393,722.63 | \$0.00 | \$0.00 | \$0.00 | \$1,393,722.63 | \$0.00 |



INSTITUTO TECNOLOGICO SUPERIOR DE TLATLAUQUITEPEC PUEBLA

Balanza de Comprobación del 01/ene/2018 al 31/dic/2018

Cuentas de Mayor con saldo y/o movimientos. (De la cuenta: 1000 a la 9000)

Usr: supervisor
Rep: rptBalanzaComprobacion

| Nat. | Cuenta | Nombre de la cuenta | SALDO ANTERIOR | | MOVIMIENTOS | | SALDO ACTUAL | | |
|------|---------------|---|----------------|-----------------|-----------------|-----------------|----------------|-----------------|--|
| | | | DEUDOR | ACREEDOR | DEUDOR | ACREEDOR | DEUDOR | ACREEDOR | |
| D | 1244-9 | Otros Equipos de Transporte | | | | | | | |
| D | 1246 | MAQUINARIA, OTROS EQUIPOS Y HERRAMIENTAS | \$227,000.01 | \$0.00 | \$0.00 | \$0.00 | \$227,000.01 | \$0.00 | |
| D | 1246-1 | Maquinaria y Equipo Agropecuario | \$2,476,367.00 | \$0.00 | \$0.00 | \$0.00 | \$2,476,367.00 | \$0.00 | |
| D | 1246-2 | Maquinaria y Equipo Industrial | \$2,443,752.00 | \$0.00 | \$0.00 | \$0.00 | \$2,443,752.00 | \$0.00 | |
| D | 1246-7 | Herramientas y Máquinas-Herramienta | \$15,200.00 | \$0.00 | \$0.00 | \$0.00 | \$15,200.00 | \$0.00 | |
| D | 1250 | ACTIVOS INTANGIBLES | \$17,415.00 | \$0.00 | \$0.00 | \$0.00 | \$17,415.00 | \$0.00 | |
| D | 1251 | SOFTWARE | \$15,000.00 | \$0.00 | \$0.00 | \$0.00 | \$15,000.00 | \$0.00 | |
| A | 2000 | PASIVO | \$15,000.00 | \$0.00 | \$0.00 | \$0.00 | \$15,000.00 | \$0.00 | |
| A | 2100 | PASIVO CIRCULANTE | \$0.00 | \$2,689,006.12 | \$24,840,380.28 | \$24,934,431.61 | \$0.00 | \$2,783,057.45 | |
| A | 2110 | CUENTAS POR PAGAR A CORTO PLAZO | \$0.00 | \$2,689,006.12 | \$24,840,380.28 | \$24,934,431.61 | \$0.00 | \$2,783,057.45 | |
| A | 2111 | SERVICIOS PERSONALES POR PAGAR A CORTO PLAZO | \$0.00 | \$2,689,006.12 | \$24,840,380.28 | \$24,934,431.61 | \$0.00 | \$2,783,057.45 | |
| A | 2111-1 | Remuneración por pagar al Personal de carácter permanente a CP | \$0.00 | \$1,226,663.32 | \$17,125,266.66 | \$18,439,363.39 | \$0.00 | \$2,540,760.05 | |
| A | 2111-3 | Remuneraciones Adicionales y Especiales por Pagar a CP | \$0.00 | \$0.00 | \$10,135,531.68 | \$10,122,538.91 | \$0.00 | -\$12,992.77 | |
| A | 2111-4 | Seguridad Social y Seguros por pagar a CP | \$0.00 | \$449,653.72 | \$1,934,564.06 | \$2,035,900.27 | \$0.00 | \$550,989.93 | |
| A | 2111-5 | Otras prestaciones sociales y económicas por pagar a CP | \$0.00 | \$776,533.84 | \$3,822,225.06 | \$5,044,785.70 | \$0.00 | \$1,999,094.48 | |
| A | 2111-5-01 | Otras prestaciones sociales y económicas por pagar a C.P. | \$0.00 | \$475.76 | \$1,209,088.66 | \$1,212,281.31 | \$0.00 | \$3,668.41 | |
| A | 2111-5-01-004 | Pensión alimenticia | \$0.00 | -\$719.87 | \$87,589.40 | \$91,977.68 | \$0.00 | \$3,668.41 | |
| A | 2111-6 | Estímulos a servidores públicos por pagar a CP | \$0.00 | -\$719.87 | \$87,589.40 | \$91,977.68 | \$0.00 | \$3,668.41 | |
| A | 2112 | PROVEEDORES POR PAGAR A CORTO PLAZO | \$0.00 | \$0.00 | \$23,857.20 | \$23,857.20 | \$0.00 | \$0.00 | |
| A | 2112-1 | Deudas por Adquisición de Bienes y Contratación de Servicios por Pagar a CP | \$0.00 | \$1,178,929.75 | \$5,994,705.16 | \$4,884,199.18 | \$0.00 | \$68,423.77 | |
| A | 2112-2 | Deudas por Adquisición de Bienes Inmuebles, Muebles e Intangibles por Pagar a CP | \$0.00 | \$1,178,929.75 | \$5,928,267.39 | \$4,817,761.41 | \$0.00 | \$68,423.77 | |
| A | 2115 | TRANSFERENCIAS OTORGADAS POR PAGAR A CORTO PLAZO | \$0.00 | \$0.00 | \$66,437.77 | \$66,437.77 | \$0.00 | \$0.00 | |
| A | 2117 | RETENCIONES Y CONTRIBUCIONES POR PAGAR A CORTO PLAZO | \$0.00 | \$0.00 | \$44,528.40 | \$44,528.40 | \$0.00 | \$0.00 | |
| A | 2117-1 | RETENCIONES | \$0.00 | \$283,413.05 | \$1,675,880.06 | \$1,566,340.64 | \$0.00 | \$173,873.63 | |
| A | 2117-5 | Impuestos sobre nómina y otros que se deriven de una relación laboral por Pagar a Corto Plazo | \$0.00 | \$283,413.05 | \$1,287,396.06 | \$1,177,856.64 | \$0.00 | \$173,873.63 | |
| A | 3000 | HACIENDA PÚBLICA/ PATRIMONIO | \$0.00 | \$0.00 | \$388,484.00 | \$388,484.00 | \$0.00 | \$0.00 | |
| A | 3200 | HACIENDA PÚBLICA /PATRIMONIO GENERADO | \$0.00 | \$11,415,429.91 | \$0.00 | \$0.00 | \$0.00 | \$11,415,429.91 | |
| A | 3210 | RESULTADOS DEL EJERCICIO (AHORRO/ DESAHORRO) | \$0.00 | \$11,415,429.91 | \$0.00 | \$0.00 | \$0.00 | \$11,415,429.91 | |
| A | 3220 | RESULTADOS DE EJERCICIOS ANTERIORES | \$0.00 | \$0.00 | \$0.00 | \$0.00 | \$0.00 | \$0.00 | |
| A | 4000 | INGRESOS Y OTROS BENEFICIOS | \$0.00 | \$11,415,429.91 | \$0.00 | \$0.00 | \$0.00 | \$11,415,429.91 | |
| A | 4100 | INGRESOS DE GESTIÓN | \$0.00 | \$0.00 | \$1,234,383.01 | \$22,983,171.18 | \$0.00 | \$21,748,788.17 | |
| A | 4170 | INGRESOS POR VENTA DE BIENES Y SERVICIOS | \$0.00 | \$0.00 | \$0.00 | \$925,571.18 | \$0.00 | \$925,571.18 | |
| A | 4172 | INGRESOS POR VENTA DE BIENES Y SERVICIOS PRODUCIDOS EN ESTABLECIMIENTOS DEL GOBIERNO | \$0.00 | \$0.00 | \$0.00 | \$925,571.18 | \$0.00 | \$925,571.18 | |
| A | 4172-2 | Ingresos por Venta de Servicios Producidos en Establecimientos del Gobierno | \$0.00 | \$0.00 | \$0.00 | \$41.00 | \$0.00 | \$41.00 | |
| A | 4172-2-02 | INGRESOS PROPIOS | \$0.00 | \$0.00 | \$0.00 | \$41.00 | \$0.00 | \$41.00 | |
| A | 4173 | INGRESOS POR VENTA DE BIENES Y SERVICIOS DE ORGANISMOS DESCENTRALIZADOS | \$0.00 | \$0.00 | \$0.00 | \$925,530.18 | \$0.00 | \$925,530.18 | |
| A | 4173-2 | Ingresos por Venta de Servicios de Organismos Descentralizados | \$0.00 | \$0.00 | \$0.00 | \$925,530.18 | \$0.00 | \$925,530.18 | |
| A | 4173-2-02 | INGRESOS PROPIOS DEL ITSTL | \$0.00 | \$0.00 | \$0.00 | \$344,902.40 | \$0.00 | \$344,902.40 | |
| A | 4173-2-03 | CAPTACION DE DERECHOS | \$0.00 | \$0.00 | \$0.00 | \$580,627.78 | \$0.00 | \$580,627.78 | |
| A | 4200 | PARTICIPACIONES, APORTACIONES, TRANSFERENCIAS, ASIGNACIONES, SUBSIDIOS Y OTRAS AYUDAS | \$0.00 | \$0.00 | \$1,234,383.01 | \$22,020,603.01 | \$0.00 | \$20,786,220.00 | |
| A | 4220 | TRANSFERENCIAS, ASIGNACIONES, SUBSIDIOS Y OTRAS AYUDAS | \$0.00 | \$0.00 | \$1,234,383.01 | \$22,020,603.01 | \$0.00 | \$20,786,220.00 | |
| A | 4223 | SUBSIDIOS Y SUBVENCIONES | \$0.00 | \$0.00 | \$1,234,383.01 | \$22,020,603.01 | \$0.00 | \$20,786,220.00 | |



INSTITUTO TECNOLÓGICO SUPERIOR DE TLATLAUQUITEPEC PUEBLA

Balanza de Comprobación del 01/ene/2018 al 31/dic/2018

Cuentas de Mayor con saldo y/o movimientos. (De la cuenta: 1000 a la 9000)

Usr: supervisor
Rep: rptBalanzaComprobacion

| Nat. | Cuenta | Nombre de la cuenta | SALDO ANTERIOR | | MOVIMIENTOS | | SALDO ACTUAL | |
|------|---------|---|----------------|----------|------------------|------------------|-----------------|-----------------|
| | | | DEUDOR | ACREEDOR | DEUDOR | ACREEDOR | DEUDOR | ACREEDOR |
| A | 4223-01 | SUBSIDIO FEDERAL | \$0.00 | \$0.00 | \$410,193.65 | \$10,460,759.35 | \$0.00 | \$10,050,565.70 |
| A | 4223-02 | SUBSIDIO ESTATAL | \$0.00 | \$0.00 | \$823,995.36 | \$11,290,855.46 | \$0.00 | \$10,466,860.10 |
| A | 4223-03 | PROPIOS | \$0.00 | \$0.00 | \$194.00 | \$268,988.20 | \$0.00 | \$268,794.20 |
| A | 4300 | OTROS INGRESOS Y BENEFICIOS | \$0.00 | \$0.00 | \$0.00 | \$36,996.99 | \$0.00 | \$36,996.99 |
| A | 4390 | OTROS INGRESOS Y BENEFICIOS VARIOS | \$0.00 | \$0.00 | \$0.00 | \$36,996.99 | \$0.00 | \$36,996.99 |
| A | 4399 | OTROS INGRESOS Y BENEFICIOS VARIOS | \$0.00 | \$0.00 | \$0.00 | \$36,996.99 | \$0.00 | \$36,996.99 |
| A | 4399-01 | otros ingresos incidencias | \$0.00 | \$0.00 | \$0.00 | \$36,996.99 | \$0.00 | \$36,996.99 |
| D | 5000 | GASTOS Y OTRAS PÉRDIDAS | \$0.00 | \$0.00 | \$0.00 | \$36,996.99 | \$0.00 | \$36,996.99 |
| D | 5100 | GASTOS DE FUNCIONAMIENTO | \$0.00 | \$0.00 | \$22,001,483.79 | \$49,785.95 | \$21,951,697.84 | \$0.00 |
| D | 5110 | SERVICIOS PERSONALES | \$0.00 | \$0.00 | \$21,956,255.39 | \$49,785.95 | \$21,906,469.44 | \$0.00 |
| D | 5111 | REMUNERACIONES AL PERSONAL DE CARÁCTER PERMANENTE | \$0.00 | \$0.00 | \$16,749,949.98 | \$48,727.95 | \$16,701,222.03 | \$0.00 |
| D | 5111-1 | REMUNERACIONES AL PERSONAL | \$0.00 | \$0.00 | \$9,817,236.20 | \$0.00 | \$9,817,236.20 | \$0.00 |
| D | 5113 | REMUNERACIONES ADICIONALES Y ESPECIALES | \$0.00 | \$0.00 | \$2,035,900.27 | \$0.00 | \$2,035,900.27 | \$0.00 |
| D | 5114 | SEGURIDAD SOCIAL | \$0.00 | \$0.00 | \$3,752,905.45 | \$48,727.95 | \$3,704,177.50 | \$0.00 |
| D | 5115 | OTRAS PRESTACIONES SOCIALES Y ECONÓMICAS | \$0.00 | \$0.00 | \$1,120,050.86 | \$0.00 | \$1,120,050.86 | \$0.00 |
| D | 5116 | PAGO DE ESTÍMULOS A SERVIDORES PÚBLICOS | \$0.00 | \$0.00 | \$23,857.20 | \$0.00 | \$23,857.20 | \$0.00 |
| D | 5120 | MATERIALES Y SUMINISTROS | \$0.00 | \$0.00 | \$1,232,730.03 | \$1,058.00 | \$1,231,672.03 | \$0.00 |
| D | 5121 | MATERIALES DE ADMINISTRACIÓN, EMISIÓN DE DOCUMENTOS Y ARTÍCULOS OFICIALES | \$0.00 | \$0.00 | \$565,682.19 | \$0.00 | \$565,682.19 | \$0.00 |
| D | 5122 | ALIMENTOS Y UTENSILIOS | \$0.00 | \$0.00 | \$55,542.05 | \$0.00 | \$55,542.05 | \$0.00 |
| D | 5123 | MATERIAS PRIMAS Y MATERIALES DE PRODUCCIÓN Y COMERCIALIZACIÓN | \$0.00 | \$0.00 | \$4,217.00 | \$1,058.00 | \$3,159.00 | \$0.00 |
| D | 5124 | MATERIALES Y ARTÍCULOS DE CONSTRUCCIÓN Y DE REPARACIÓN | \$0.00 | \$0.00 | \$116,073.70 | \$0.00 | \$116,073.70 | \$0.00 |
| D | 5125 | PRODUCTOS QUÍMICOS, FARMACÉUTICOS Y DE LABORATORIO | \$0.00 | \$0.00 | \$106,504.28 | \$0.00 | \$106,504.28 | \$0.00 |
| D | 5126 | COMBUSTIBLES, LUBRICANTES Y ADITIVOS | \$0.00 | \$0.00 | \$243,219.26 | \$0.00 | \$243,219.26 | \$0.00 |
| D | 5127 | VESTUARIO, BLANCOS, PRENDAS DE PROTECCIÓN Y ARTÍCULOS DEPORTIVOS | \$0.00 | \$0.00 | \$28,280.89 | \$0.00 | \$28,280.89 | \$0.00 |
| D | 5129 | HERRAMIENTAS, REFACCIONES Y ACCESORIOS MENORES | \$0.00 | \$0.00 | \$113,210.66 | \$0.00 | \$113,210.66 | \$0.00 |
| D | 5130 | SERVICIOS GENERALES | \$0.00 | \$0.00 | \$3,973,575.38 | \$0.00 | \$3,973,575.38 | \$0.00 |
| D | 5131 | SERVICIOS BÁSICOS | \$0.00 | \$0.00 | \$397,107.90 | \$0.00 | \$397,107.90 | \$0.00 |
| D | 5132 | SERVICIOS DE ARRENDAMIENTO | \$0.00 | \$0.00 | \$262,414.80 | \$0.00 | \$262,414.80 | \$0.00 |
| D | 5133 | SERVICIOS PROFESIONALES, CIENTÍFICOS Y TÉCNICOS Y OTROS SERVICIOS | \$0.00 | \$0.00 | \$1,670,584.66 | \$0.00 | \$1,670,584.66 | \$0.00 |
| D | 5134 | SERVICIOS FINANCIEROS, BANCARIOS Y COMERCIALES | \$0.00 | \$0.00 | \$52,974.14 | \$0.00 | \$52,974.14 | \$0.00 |
| D | 5135 | SERVICIOS DE INSTALACIÓN, REPARACIÓN, MANTENIMIENTO Y CONSERVACIÓN | \$0.00 | \$0.00 | \$455,651.24 | \$0.00 | \$455,651.24 | \$0.00 |
| D | 5136 | SERVICIOS DE COMUNICACIÓN SOCIAL Y PUBLICIDAD | \$0.00 | \$0.00 | \$98,191.41 | \$0.00 | \$98,191.41 | \$0.00 |
| D | 5137 | SERVICIOS DE TRASLADO Y VIÁTICOS | \$0.00 | \$0.00 | \$242,680.36 | \$0.00 | \$242,680.36 | \$0.00 |
| D | 5138 | SERVICIOS OFICIALES | \$0.00 | \$0.00 | \$142,259.43 | \$0.00 | \$142,259.43 | \$0.00 |
| D | 5139 | OTROS SERVICIOS GENERALES | \$0.00 | \$0.00 | \$651,711.44 | \$0.00 | \$651,711.44 | \$0.00 |
| D | 5200 | TRANSFERENCIAS, ASIGNACIONES, SUBSIDIOS Y OTRAS AYUDAS | \$0.00 | \$0.00 | \$45,228.40 | \$0.00 | \$45,228.40 | \$0.00 |
| D | 5240 | AYUDAS SOCIALES | \$0.00 | \$0.00 | \$45,228.40 | \$0.00 | \$45,228.40 | \$0.00 |
| D | 5243 | AYUDAS SOCIALES A INSTITUCIONES | \$0.00 | \$0.00 | \$44,528.40 | \$0.00 | \$44,528.40 | \$0.00 |
| D | 5244 | BECAS Y OTRAS AYUDAS PARA PROGRAMA DE CAPACITACION | \$0.00 | \$0.00 | \$700.00 | \$0.00 | \$700.00 | \$0.00 |
| D | 8000 | CUENTAS DE ORDEN PRESUPUESTARIAS | \$0.00 | \$0.00 | \$194,675,413.03 | \$194,675,413.03 | \$0.00 | \$0.00 |
| D | 8100 | LEY DE INGRESOS | \$0.00 | \$0.00 | \$69,700,462.31 | \$69,700,462.31 | \$0.00 | \$0.00 |



INSTITUTO TECNOLOGICO SUPERIOR DE TLATLAUQUITEPEC PUEBLA

Balanza de Comprobación del 01/ene/2018 al 31/dic/2018
Cuentas de Mayor con saldo y/o movimientos. (De la cuenta: 1000 a la 9000)

Usr: supervisor
Rep: rptBalanzaComprobacion

| Nat. | Cuenta | Nombre de la cuenta | SALDO ANTERIOR | | MOVIMIENTOS | | SALDO ACTUAL | |
|------|-----------------|---|----------------|----------|-----------------|-----------------|-----------------|-----------------|
| | | | DEUDOR | ACREEDOR | DEUDOR | ACREEDOR | DEUDOR | ACREEDOR |
| D | 8110 | LEY DE INGRESOS ESTIMADA | \$0.00 | \$0.00 | \$21,790,621.68 | \$0.00 | \$21,790,621.68 | \$0.00 |
| D | 8110-71-02 | Ingresos por Venta de Servicios de Organismos Descentralizados | \$0.00 | \$0.00 | \$1,298,766.00 | \$0.00 | \$1,298,766.00 | \$0.00 |
| D | 8110-71-02-2 | Ingresos por Venta de Servicios de Organismos Descentralizados | \$0.00 | \$0.00 | \$1,298,766.00 | \$0.00 | \$1,298,766.00 | \$0.00 |
| D | 8110-71-02-2-02 | INGRESOS PROPIOS DEL ITSTL | \$0.00 | \$0.00 | \$1,298,766.00 | \$0.00 | \$1,298,766.00 | \$0.00 |
| D | 8110-93 | Subsidios y Subvenciones | \$0.00 | \$0.00 | \$20,491,855.68 | \$0.00 | \$20,491,855.68 | \$0.00 |
| D | 8110-93-01 | SUBSIDIO FEDERAL | \$0.00 | \$0.00 | \$10,039,929.00 | \$0.00 | \$10,039,929.00 | \$0.00 |
| D | 8110-93-02 | SUBSIDIO ESTATAL | \$0.00 | \$0.00 | \$10,451,926.68 | \$0.00 | \$10,451,926.68 | \$0.00 |
| A | 8120 | LEY DE INGRESOS POR EJECUTAR | \$0.00 | \$0.00 | \$21,711,791.18 | \$26,276,879.95 | \$0.00 | \$4,565,088.77 |
| A | 8120-71-02 | Ingresos por Venta de Servicios de Organismos Descentralizados | \$0.00 | \$0.00 | \$925,530.18 | \$2,223,411.18 | \$0.00 | \$1,297,881.00 |
| A | 8120-71-02-2 | Ingresos por Venta de Servicios de Organismos Descentralizados | \$0.00 | \$0.00 | \$925,530.18 | \$2,223,411.18 | \$0.00 | \$1,297,881.00 |
| A | 8120-71-02-2-02 | INGRESOS PROPIOS DEL ITSTL | \$0.00 | \$0.00 | \$344,902.40 | \$1,642,783.40 | \$0.00 | \$1,297,881.00 |
| A | 8120-71-02-2-03 | CAPTACION DE DERECHOS | \$0.00 | \$0.00 | \$580,627.78 | \$580,627.78 | \$0.00 | \$0.00 |
| A | 8120-73-02 | Ingresos por Venta de Servicios Producidos en Establecimientos del Gobierno | \$0.00 | \$0.00 | \$41.00 | \$41.00 | \$0.00 | \$0.00 |
| A | 8120-73-02-2 | Ingresos por Venta de Servicios Producidos en Establecimientos del Gobierno | \$0.00 | \$0.00 | \$41.00 | \$41.00 | \$0.00 | \$0.00 |
| A | 8120-73-02-2-02 | INGRESOS PROPIOS | \$0.00 | \$0.00 | \$41.00 | \$41.00 | \$0.00 | \$0.00 |
| A | 8120-93 | Subsidios y Subvenciones | \$0.00 | \$0.00 | \$20,786,220.00 | \$24,053,427.77 | \$0.00 | \$3,267,207.77 |
| A | 8120-93-01 | SUBSIDIO FEDERAL | \$0.00 | \$0.00 | \$10,050,565.70 | \$11,364,659.22 | \$0.00 | \$1,314,093.52 |
| A | 8120-93-02 | SUBSIDIO ESTATAL | \$0.00 | \$0.00 | \$10,466,860.10 | \$12,419,974.35 | \$0.00 | \$1,953,114.25 |
| A | 8120-93-03 | PROPIOS | \$0.00 | \$0.00 | \$268,794.20 | \$268,794.20 | \$0.00 | \$0.00 |
| D | 8130 | MODIFICACIONES A LA LEY DE INGRESOS ESTIMADA | \$0.00 | \$0.00 | \$4,486,258.27 | \$0.00 | \$4,486,258.27 | \$0.00 |
| D | 8130-71-02 | Ingresos por Venta de Servicios de Organismos Descentralizados | \$0.00 | \$0.00 | \$924,645.18 | \$0.00 | \$924,645.18 | \$0.00 |
| D | 8130-71-02-2 | Ingresos por Venta de Servicios de Organismos Descentralizados | \$0.00 | \$0.00 | \$924,645.18 | \$0.00 | \$924,645.18 | \$0.00 |
| D | 8130-71-02-2-02 | INGRESOS PROPIOS DEL ITSTL | \$0.00 | \$0.00 | \$344,017.40 | \$0.00 | \$344,017.40 | \$0.00 |
| D | 8130-71-02-2-03 | CAPTACION DE DERECHOS | \$0.00 | \$0.00 | \$580,627.78 | \$0.00 | \$580,627.78 | \$0.00 |
| D | 8130-73-02 | Ingresos por Venta de Servicios Producidos en Establecimientos del Gobierno | \$0.00 | \$0.00 | \$41.00 | \$0.00 | \$41.00 | \$0.00 |
| D | 8130-73-02-2 | Ingresos por Venta de Servicios Producidos en Establecimientos del Gobierno | \$0.00 | \$0.00 | \$41.00 | \$0.00 | \$41.00 | \$0.00 |
| D | 8130-73-02-2-02 | INGRESOS PROPIOS | \$0.00 | \$0.00 | \$41.00 | \$0.00 | \$41.00 | \$0.00 |
| D | 8130-93 | Subsidios y Subvenciones | \$0.00 | \$0.00 | \$3,561,572.09 | \$0.00 | \$3,561,572.09 | \$0.00 |
| D | 8130-93-01 | SUBSIDIO FEDERAL | \$0.00 | \$0.00 | \$1,324,730.22 | \$0.00 | \$1,324,730.22 | \$0.00 |
| D | 8130-93-02 | SUBSIDIO ESTATAL | \$0.00 | \$0.00 | \$1,968,047.67 | \$0.00 | \$1,968,047.67 | \$0.00 |
| D | 8130-93-03 | PROPIOS | \$0.00 | \$0.00 | \$268,794.20 | \$0.00 | \$268,794.20 | \$0.00 |
| A | 8140 | LEY DE INGRESOS DEVENGADA | \$0.00 | \$0.00 | \$21,711,791.18 | \$21,711,791.18 | \$0.00 | \$0.00 |
| A | 8140-71-02 | Ingresos por Venta de Servicios de Organismos Descentralizados | \$0.00 | \$0.00 | \$925,530.18 | \$925,530.18 | \$0.00 | \$0.00 |
| A | 8140-71-02-2 | Ingresos por Venta de Servicios de Organismos Descentralizados | \$0.00 | \$0.00 | \$925,530.18 | \$925,530.18 | \$0.00 | \$0.00 |
| A | 8140-71-02-2-02 | INGRESOS PROPIOS DEL ITSTL | \$0.00 | \$0.00 | \$344,902.40 | \$344,902.40 | \$0.00 | \$0.00 |
| A | 8140-71-02-2-03 | CAPTACION DE DERECHOS | \$0.00 | \$0.00 | \$580,627.78 | \$580,627.78 | \$0.00 | \$0.00 |
| A | 8140-73-02 | Ingresos por Venta de Servicios Producidos en Establecimientos del Gobierno | \$0.00 | \$0.00 | \$41.00 | \$41.00 | \$0.00 | \$0.00 |
| A | 8140-73-02-2 | Ingresos por Venta de Servicios Producidos en Establecimientos del Gobierno | \$0.00 | \$0.00 | \$41.00 | \$41.00 | \$0.00 | \$0.00 |
| A | 8140-73-02-2-02 | INGRESOS PROPIOS | \$0.00 | \$0.00 | \$41.00 | \$41.00 | \$0.00 | \$0.00 |
| A | 8140-93 | Subsidios y Subvenciones | \$0.00 | \$0.00 | \$20,786,220.00 | \$20,786,220.00 | \$0.00 | \$0.00 |
| A | 8140-93-01 | SUBSIDIO FEDERAL | \$0.00 | \$0.00 | \$10,050,565.70 | \$10,050,565.70 | \$0.00 | \$0.00 |
| A | 8140-93-02 | SUBSIDIO ESTATAL | \$0.00 | \$0.00 | \$10,466,860.10 | \$10,466,860.10 | \$0.00 | \$0.00 |
| A | 8140-93-03 | PROPIOS | \$0.00 | \$0.00 | \$268,794.20 | \$268,794.20 | \$0.00 | \$0.00 |
| A | 8150 | LEY DE INGRESOS RECAUDADA | \$0.00 | \$0.00 | \$0.00 | \$21,711,791.18 | \$0.00 | \$21,711,791.18 |



INSTITUTO TECNOLOGICO SUPERIOR DE TLATLAUQUITEPEC PUEBLA

Usr: supervisor
Rep: rptBalanzaComprobacion

Balanza de Comprobación del 01/ene/2018 al 31/dic/2018
Cuentas de Mayor con saldo y/o movimientos. (De la cuenta: 1000 a la 9000)

| Nat. | Cuenta | Nombre de la cuenta | SALDO ANTERIOR | | MOVIMIENTOS | | SALDO ACTUAL | |
|--------------------|-----------------|---|-----------------|-----------------|------------------|------------------|-----------------|-----------------|
| | | | DEUDOR | ACREEDOR | DEUDOR | ACREEDOR | DEUDOR | ACREEDOR |
| A | 8150-71-02 | Ingresos por Venta de Servicios de Organismos Descentralizados | \$0.00 | \$0.00 | \$0.00 | \$925,530.18 | \$0.00 | \$925,530.18 |
| A | 8150-71-02-2 | Ingresos por Venta de Servicios de Organismos Descentralizados | \$0.00 | \$0.00 | \$0.00 | \$925,530.18 | \$0.00 | \$925,530.18 |
| A | 8150-71-02-2-02 | INGRESOS PROPIOS DEL ITSTL | \$0.00 | \$0.00 | \$0.00 | \$344,902.40 | \$0.00 | \$344,902.40 |
| A | 8150-71-02-2-03 | CAPTACION DE DERECHOS | \$0.00 | \$0.00 | \$0.00 | \$580,627.78 | \$0.00 | \$580,627.78 |
| A | 8150-73-02 | Ingresos por Venta de Servicios Producidos en Establecimientos del Gobierno | \$0.00 | \$0.00 | \$0.00 | \$41.00 | \$0.00 | \$41.00 |
| A | 8150-73-02-2 | Ingresos por Venta de Servicios Producidos en Establecimientos del Gobierno | \$0.00 | \$0.00 | \$0.00 | \$41.00 | \$0.00 | \$41.00 |
| A | 8150-73-02-2-02 | INGRESOS PROPIOS | \$0.00 | \$0.00 | \$0.00 | \$41.00 | \$0.00 | \$41.00 |
| A | 8150-93 | Subsidios y Subvenciones | \$0.00 | \$0.00 | \$0.00 | \$20,786,220.00 | \$0.00 | \$20,786,220.00 |
| A | 8150-93-01 | SUBSIDIO FEDERAL | \$0.00 | \$0.00 | \$0.00 | \$10,050,565.70 | \$0.00 | \$10,050,565.70 |
| A | 8150-93-02 | SUBSIDIO ESTATAL | \$0.00 | \$0.00 | \$0.00 | \$10,466,860.10 | \$0.00 | \$10,466,860.10 |
| A | 8150-93-03 | PROPIOS | \$0.00 | \$0.00 | \$0.00 | \$268,794.20 | \$0.00 | \$268,794.20 |
| A | 8200 | PRESUPUESTO DE EGRESOS | \$0.00 | \$0.00 | \$124,974,950.72 | \$124,974,950.72 | \$0.00 | \$0.00 |
| A | 8210 | PRESUPUESTO DE EGRESOS APROBADO | \$0.00 | \$0.00 | \$0.00 | \$23,073,215.10 | \$0.00 | \$23,073,215.10 |
| D | 8220 | PRESUPUESTO DE EGRESOS POR EJERCER | \$0.00 | \$0.00 | \$28,148,034.14 | \$27,179,544.23 | \$968,489.91 | \$0.00 |
| A | 8230 | MODIFICACIONES AL PRESUPUESTO DE EGRESOS APROBADO | \$0.00 | \$0.00 | \$3,478,320.86 | \$5,068,820.47 | \$0.00 | \$1,590,499.61 |
| D | 8240 | PRESUPUESTO DE EGRESOS COMPROMETIDO | \$0.00 | \$0.00 | \$23,646,496.85 | \$23,646,496.85 | \$0.00 | \$0.00 |
| D | 8250 | PRESUPUESTO DE EGRESOS DEVENGADO | \$0.00 | \$0.00 | \$23,646,496.85 | \$23,027,801.01 | \$618,695.84 | \$0.00 |
| D | 8260 | PRESUPUESTO DE EGRESOS EJERCIDO | \$0.00 | \$0.00 | \$23,027,801.01 | \$23,018,139.33 | \$9,661.68 | \$0.00 |
| D | 8270 | PRESUPUESTO DE EGRESOS PAGADO | \$0.00 | \$0.00 | \$23,027,801.01 | -\$39,066.27 | \$23,066,867.28 | \$0.00 |
| Sumas => | | | \$14,104,436.03 | \$14,104,436.03 | \$287,771,583.57 | \$287,771,583.57 | \$86,887,870.19 | \$86,887,870.19 |

ING. OCTAVIO BENAVIDES MANZANO
DIRECTOR GENERAL

M.A. CLAUDIA HERNANDEZ MENDEZ
DEPARTAMENTO DE SERVICIOS ADMINISTRATIVOS