

INSTITUTO TECNOLÓGICO SUPERIOR DE TLATLAUQUITEPEC  
ESTADO DE PUEBLA

Estado Analítico del Ejercicio del Presupuesto por Capítulo del Gasto Del 01/ene/2020 Al 31/dic/2020

Usu: supervisor  
Rep: rpt:EstadoAnalíticoPresupuestoEgresos

Ejercicio del Presupuesto	Egresos Aprobado	Ampliaciones / (Reducciones)	Egresos Modificado	Egresos Comprometido	Egresos Devengado	Egresos Ejercido	Pagado	Subejercicio
<b>1000 SERVICIOS PERSONALES</b>	<b>\$20,524,665.00</b>	<b>-\$2,390,064.15</b>	<b>\$18,134,600.85</b>	<b>\$18,134,600.85</b>	<b>\$18,134,600.85</b>	<b>\$18,134,600.85</b>	<b>\$18,134,600.85</b>	<b>\$0.00</b>
1100 REMUNERACIONES AL PERSONAL DE CARÁCTER PERMANENTE	\$11,129,306.18	-\$34,510.26	\$11,094,795.92	\$11,094,795.92	\$11,094,795.92	\$11,094,795.92	\$11,094,795.92	\$0.00
1130 Sueldos base al personal permanente	\$11,129,306.18	-\$34,510.26	\$11,094,795.92	\$11,094,795.92	\$11,094,795.92	\$11,094,795.92	\$11,094,795.92	\$0.00
1132 Sueldos al personal de base	\$11,129,306.18	-\$34,510.26	\$11,094,795.92	\$11,094,795.92	\$11,094,795.92	\$11,094,795.92	\$11,094,795.92	\$0.00
<b>1300 REMUNERACIONES ADICIONALES Y ESPECIAL</b>	<b>\$3,711,735.34</b>	<b>-\$1,325,781.75</b>	<b>\$2,385,953.59</b>	<b>\$2,385,953.59</b>	<b>\$2,385,953.59</b>	<b>\$2,385,953.59</b>	<b>\$2,385,953.59</b>	<b>\$0.00</b>
1310 Primas por años de servicio efectivos prestados	\$1,135,828.00	-\$624,931.09	\$510,896.91	\$510,896.91	\$510,896.91	\$510,896.91	\$510,896.91	\$0.00
1311 Prima quinquenal	\$1,135,828.00	-\$624,931.09	\$510,896.91	\$510,896.91	\$510,896.91	\$510,896.91	\$510,896.91	\$0.00
1320 Primas de vacaciones, dominical y gratificación de	\$2,575,907.34	-\$700,850.66	\$1,875,056.68	\$1,875,056.68	\$1,875,056.68	\$1,875,056.68	\$1,875,056.68	\$0.00
1321 Prestaciones de fin de año en efectivo	\$1,531,885.16	-\$337,118.34	\$1,194,766.82	\$1,194,766.82	\$1,194,766.82	\$1,194,766.82	\$1,194,766.82	\$0.00
1322 Prima vacacional	\$1,044,022.18	-\$363,732.32	\$680,289.86	\$680,289.86	\$680,289.86	\$680,289.86	\$680,289.86	\$0.00
<b>1400 SEGURIDAD SOCIAL</b>	<b>\$2,586,503.60</b>	<b>\$291,159.50</b>	<b>\$2,877,663.10</b>	<b>\$2,877,663.10</b>	<b>\$2,877,663.10</b>	<b>\$2,877,663.10</b>	<b>\$2,877,663.10</b>	<b>\$0.00</b>
1410 Aportaciones de seguridad social	\$2,586,503.60	\$291,159.50	\$2,877,663.10	\$2,877,663.10	\$2,877,663.10	\$2,877,663.10	\$2,877,663.10	\$0.00
1411 Aportaciones al ISSSTE	\$2,586,503.60	\$291,159.50	\$2,877,663.10	\$2,877,663.10	\$2,877,663.10	\$2,877,663.10	\$2,877,663.10	\$0.00
<b>1500 OTRAS PRESTACIONES SOCIALES Y ECONÓMICAS</b>	<b>\$2,358,567.88</b>	<b>-\$852,083.72</b>	<b>\$1,506,484.16</b>	<b>\$1,506,484.16</b>	<b>\$1,506,484.16</b>	<b>\$1,506,484.16</b>	<b>\$1,506,484.16</b>	<b>\$0.00</b>
1540 Prestaciones contractuales	\$1,296,364.88	-\$385,014.61	\$911,350.27	\$911,350.27	\$911,350.27	\$911,350.27	\$911,350.27	\$0.00
1541 Canasta básica, ayuda para despensa	\$1,296,364.88	-\$385,014.61	\$911,350.27	\$911,350.27	\$911,350.27	\$911,350.27	\$911,350.27	\$0.00
1590 Otras prestaciones sociales y económicas	\$1,062,203.00	-\$467,069.11	\$595,133.89	\$595,133.89	\$595,133.89	\$595,133.89	\$595,133.89	\$0.00
1593 Otras prestaciones económicas y sociales	\$1,062,203.00	-\$467,069.11	\$595,133.89	\$595,133.89	\$595,133.89	\$595,133.89	\$595,133.89	\$0.00
<b>1700 PAGO DE ESTÍMULOS A SERVIDORES PÚBLICOS</b>	<b>\$738,552.00</b>	<b>-\$468,847.92</b>	<b>\$269,704.08</b>	<b>\$269,704.08</b>	<b>\$269,704.08</b>	<b>\$269,704.08</b>	<b>\$269,704.08</b>	<b>\$0.00</b>
1710 Estímulos	\$738,552.00	-\$468,847.92	\$269,704.08	\$269,704.08	\$269,704.08	\$269,704.08	\$269,704.08	\$0.00
1711 Estímulos por productividad	\$738,552.00	-\$468,847.92	\$269,704.08	\$269,704.08	\$269,704.08	\$269,704.08	\$269,704.08	\$0.00
<b>2000 MATERIALES Y SUMINISTRO</b>	<b>\$509,935.00</b>	<b>\$162,274.35</b>	<b>\$672,209.35</b>	<b>\$672,209.35</b>	<b>\$672,209.35</b>	<b>\$672,209.35</b>	<b>\$672,209.35</b>	<b>\$0.00</b>
2100 Materiales de administración, emisión de documentos	\$163,697.00	\$99,433.57	\$263,130.57	\$263,130.57	\$263,130.57	\$263,130.57	\$263,130.57	\$0.00
2110 Materiales, útiles y equipos menores de oficina	\$44,697.00	\$17,640.32	\$62,337.32	\$62,337.32	\$62,337.32	\$62,337.32	\$62,337.32	\$0.00
2111 Papelería y consumibles de oficina	\$44,697.00	\$10,140.32	\$54,837.32	\$54,837.32	\$54,837.32	\$54,837.32	\$54,837.32	\$0.00
2112 Útiles, artículos y herramientas menores de oficina	\$0.00	\$7,500.00	\$7,500.00	\$7,500.00	\$7,500.00	\$7,500.00	\$7,500.00	\$0.00
2120 Materiales y útiles de impresión y reproducción	\$12,000.00	\$20,975.03	\$32,975.03	\$32,975.03	\$32,975.03	\$32,975.03	\$32,975.03	\$0.00
2121 Materiales y útiles de impresión y reproducción	\$12,000.00	\$20,975.03	\$32,975.03	\$32,975.03	\$32,975.03	\$32,975.03	\$32,975.03	\$0.00
2140 Materiales, útiles y equipos menores de tecnología	\$53,000.00	\$18,328.13	\$71,328.13	\$71,328.13	\$71,328.13	\$71,328.13	\$71,328.13	\$0.00
2141 Material de limpieza y mantenimiento e insumos	\$53,000.00	\$18,328.13	\$71,328.13	\$71,328.13	\$71,328.13	\$71,328.13	\$71,328.13	\$0.00
2150 Material impreso e información digital	\$15,000.00	\$48,968.45	\$63,968.45	\$63,968.45	\$63,968.45	\$63,968.45	\$63,968.45	\$0.00
2151 Publicaciones impresas	\$15,000.00	\$48,968.45	\$63,968.45	\$63,968.45	\$63,968.45	\$63,968.45	\$63,968.45	\$0.00
2160 Material de limpieza	\$39,000.00	-\$6,478.36	\$32,521.64	\$32,521.64	\$32,521.64	\$32,521.64	\$32,521.64	\$0.00
2161 Material de limpieza	\$39,000.00	-\$6,478.36	\$32,521.64	\$32,521.64	\$32,521.64	\$32,521.64	\$32,521.64	\$0.00



# INSTITUTO TECNOLÓGICO SUPERIOR DE TLATLAUQUITEPEC

## ESTADO DE PUEBLA

### Estado Analítico del Ejercicio del Presupuesto por Capítulo del Gasto Del 01/ene/2020 Al 31/dic/2020

Usu: supervisor  
 Rep: rptEstadoAnalíticoPresupuestoEgresos

Ejercicio del Presupuesto	Egresos Aprobado	Ampliaciones / (Reducciones)	Egresos Modificado	Egresos Comprometido	Egresos Devengado	Egresos Ejercido	Pagado	Subejercicio
<b>2200 ALIMENTOS Y UTENSILIOS</b>	<b>\$39,500.00</b>	<b>\$1,604.41</b>	<b>\$41,104.41</b>	<b>\$41,104.41</b>	<b>\$41,104.41</b>	<b>\$41,104.41</b>	<b>\$41,104.41</b>	<b>\$0.00</b>
2210 Productos alimenticios para personas	\$33,500.00	\$4,434.33	\$37,934.33	\$37,934.33	\$37,934.33	\$37,934.33	\$37,934.33	\$0.00
2211 Alimentos para el personal institucional	\$33,500.00	\$4,434.33	\$37,934.33	\$37,934.33	\$37,934.33	\$37,934.33	\$37,934.33	\$0.00
2220 Productos alimenticios para animales	\$3,000.00	-\$30.00	\$2,970.00	\$2,970.00	\$2,970.00	\$2,970.00	\$2,970.00	\$0.00
2221 Productos alimenticios para animales	\$3,000.00	-\$30.00	\$2,970.00	\$2,970.00	\$2,970.00	\$2,970.00	\$2,970.00	\$0.00
2230 Utensilios para el servicio de alimentación	\$3,000.00	-\$2,799.92	\$200.08	\$200.08	\$200.08	\$200.08	\$200.08	\$0.00
2231 Utensilios, materiales y equipos menores para el s	\$3,000.00	-\$2,799.92	\$200.08	\$200.08	\$200.08	\$200.08	\$200.08	\$0.00
<b>2400 MATERIALES Y ARTÍCULOS DE CONSTRUCCIÓN</b>	<b>\$45,700.00</b>	<b>\$37,030.15</b>	<b>\$82,730.15</b>	<b>\$82,730.15</b>	<b>\$82,730.15</b>	<b>\$82,730.15</b>	<b>\$82,730.15</b>	<b>\$0.00</b>
2420 Cemento y productos de concreto	\$6,800.00	\$12,538.17	\$19,338.17	\$19,338.17	\$19,338.17	\$19,338.17	\$19,338.17	\$0.00
2421 Cemento y productos de concreto	\$6,800.00	\$12,538.17	\$19,338.17	\$19,338.17	\$19,338.17	\$19,338.17	\$19,338.17	\$0.00
2430 Cal, yeso y productos de yeso	\$2,160.00	-\$1,965.00	\$195.00	\$195.00	\$195.00	\$195.00	\$195.00	\$0.00
2431 Cal, yeso y productos de yeso	\$2,160.00	-\$1,965.00	\$195.00	\$195.00	\$195.00	\$195.00	\$195.00	\$0.00
2440 Madera y productos de madera	\$0.00	\$4,162.08	\$4,162.08	\$4,162.08	\$4,162.08	\$4,162.08	\$4,162.08	\$0.00
2441 Madera y sus derivados empleados para la constr	\$0.00	\$4,162.08	\$4,162.08	\$4,162.08	\$4,162.08	\$4,162.08	\$4,162.08	\$0.00
2450 Vidrio y productos de vidrio	\$1,500.00	\$90.00	\$1,590.00	\$1,590.00	\$1,590.00	\$1,590.00	\$1,590.00	\$0.00
2451 Vidrio y productos de vidrio	\$1,500.00	\$90.00	\$1,590.00	\$1,590.00	\$1,590.00	\$1,590.00	\$1,590.00	\$0.00
2460 Material eléctrico y electrónico	\$14,500.00	-\$7,389.10	\$7,110.90	\$7,110.90	\$7,110.90	\$7,110.90	\$7,110.90	\$0.00
2461 Material eléctrico y electrónico	\$14,500.00	-\$7,389.10	\$7,110.90	\$7,110.90	\$7,110.90	\$7,110.90	\$7,110.90	\$0.00
2470 Artículos metálicos para la construcción	\$15,330.00	\$23,980.00	\$39,310.00	\$39,310.00	\$39,310.00	\$39,310.00	\$39,310.00	\$0.00
2471 Artículos metálicos para la construcción	\$15,330.00	\$23,980.00	\$39,310.00	\$39,310.00	\$39,310.00	\$39,310.00	\$39,310.00	\$0.00
2490 Otros materiales y artículos de construcción y repa	\$5,410.00	\$5,614.00	\$11,024.00	\$11,024.00	\$11,024.00	\$11,024.00	\$11,024.00	\$0.00
2491 Otros materiales y artículos de construcción y repa	\$5,410.00	\$5,614.00	\$11,024.00	\$11,024.00	\$11,024.00	\$11,024.00	\$11,024.00	\$0.00
<b>2500 Productos químicos, farmacéuticos y de laborat</b>	<b>\$69,135.00</b>	<b>-\$11,201.76</b>	<b>\$57,933.24</b>	<b>\$57,933.24</b>	<b>\$57,933.24</b>	<b>\$57,933.24</b>	<b>\$57,933.24</b>	<b>\$0.00</b>
2510 Productos químicos básicos	\$15,600.00	-\$7,500.00	\$8,100.00	\$8,100.00	\$8,100.00	\$8,100.00	\$8,100.00	\$0.00
2511 Productos químicos básicos	\$15,600.00	-\$7,500.00	\$8,100.00	\$8,100.00	\$8,100.00	\$8,100.00	\$8,100.00	\$0.00
2520 Fertilizantes, pesticidas y otros agroquímicos	\$23,000.00	-\$20,880.00	\$2,120.00	\$2,120.00	\$2,120.00	\$2,120.00	\$2,120.00	\$0.00
2521 Fertilizantes, pesticidas y otros agroquímicos	\$23,000.00	-\$20,880.00	\$2,120.00	\$2,120.00	\$2,120.00	\$2,120.00	\$2,120.00	\$0.00
2530 Medicinas y productos farmacéuticos	\$6,500.00	\$6,844.93	\$13,344.93	\$13,344.93	\$13,344.93	\$13,344.93	\$13,344.93	\$0.00
2531 Medicinas y productos farmacéuticos de uso huma	\$6,500.00	\$6,844.93	\$13,344.93	\$13,344.93	\$13,344.93	\$13,344.93	\$13,344.93	\$0.00
2540 Materiales, accesorios y suministros médicos	\$0.00	\$17,840.31	\$17,840.31	\$17,840.31	\$17,840.31	\$17,840.31	\$17,840.31	\$0.00
2541 Materiales y suministros médicos	\$0.00	\$17,840.31	\$17,840.31	\$17,840.31	\$17,840.31	\$17,840.31	\$17,840.31	\$0.00
2550 Materiales, accesorios y suministros de laboratorio	\$14,200.00	-\$10,852.00	\$3,348.00	\$3,348.00	\$3,348.00	\$3,348.00	\$3,348.00	\$0.00
2551 Materiales, suministros e instrumentos menores de	\$14,200.00	-\$10,852.00	\$3,348.00	\$3,348.00	\$3,348.00	\$3,348.00	\$3,348.00	\$0.00
2560 Fibras sintéticas, hules, plásticos y derivados	\$2,910.00	-\$467.00	\$2,443.00	\$2,443.00	\$2,443.00	\$2,443.00	\$2,443.00	\$0.00



Usu: supervisor

Rep: rpt:EstadoAnaliticoPresupuestoEgresos

Ejercicio del Presupuesto		Egresos Aprobado	Ampliaciones / (Reducciones)	Egresos Modificado	Egresos Comprometido	Egresos Devengado	Egresos Ejercido	Pagado	Subejercicio
2561	Fibras sintéticas, hules, plásticos y derivados	\$2,910.00	-\$467.00	\$2,443.00	\$2,443.00	\$2,443.00	\$2,443.00	\$2,443.00	\$0.00
2590	Otros productos químicos	\$6,925.00	\$3,812.00	\$10,737.00	\$10,737.00	\$10,737.00	\$10,737.00	\$10,737.00	\$0.00
2591	Otros productos químicos	\$6,925.00	\$3,812.00	\$10,737.00	\$10,737.00	\$10,737.00	\$10,737.00	\$10,737.00	\$0.00
<b>2600</b>	<b>COMBUSTIBLES, LUBRICANTES Y ADITIVOS</b>	<b>\$143,384.00</b>	<b>\$15,540.98</b>	<b>\$158,924.98</b>	<b>\$158,924.98</b>	<b>\$158,924.98</b>	<b>\$158,924.98</b>	<b>\$158,924.98</b>	<b>\$0.00</b>
2610	Combustibles, lubricantes y aditivos	\$143,384.00	\$15,540.98	\$158,924.98	\$158,924.98	\$158,924.98	\$158,924.98	\$158,924.98	\$0.00
2611	Combustibles	\$143,384.00	\$15,540.98	\$158,924.98	\$158,924.98	\$158,924.98	\$158,924.98	\$158,924.98	\$0.00
<b>2700</b>	<b>VESTUARIO, BLANCOS, PRENDAS DE PROTEC</b>	<b>\$13,212.00</b>	<b>\$15,389.30</b>	<b>\$28,601.30</b>	<b>\$28,601.30</b>	<b>\$28,601.30</b>	<b>\$28,601.30</b>	<b>\$28,601.30</b>	<b>\$0.00</b>
2710	Vestuario y uniformes	\$8,712.00	\$8,341.38	\$17,053.38	\$17,053.38	\$17,053.38	\$17,053.38	\$17,053.38	\$0.00
2711	Vestuarios y uniformes	\$8,712.00	\$8,341.38	\$17,053.38	\$17,053.38	\$17,053.38	\$17,053.38	\$17,053.38	\$0.00
2720	Prendas de seguridad y protección personal	\$0.00	\$8,937.92	\$8,937.92	\$8,937.92	\$8,937.92	\$8,937.92	\$8,937.92	\$0.00
2721	Prendas de seguridad y protección personal	\$0.00	\$8,937.92	\$8,937.92	\$8,937.92	\$8,937.92	\$8,937.92	\$8,937.92	\$0.00
2730	Artículos deportivos	\$4,500.00	-\$1,890.00	\$2,610.00	\$2,610.00	\$2,610.00	\$2,610.00	\$2,610.00	\$0.00
2731	Artículos deportivos	\$4,500.00	-\$1,890.00	\$2,610.00	\$2,610.00	\$2,610.00	\$2,610.00	\$2,610.00	\$0.00
<b>2800</b>	<b>Materiales y suministro para seguridad</b>	<b>\$0.00</b>	<b>\$1,317.93</b>	<b>\$1,317.93</b>	<b>\$1,317.93</b>	<b>\$1,317.93</b>	<b>\$1,317.93</b>	<b>\$1,317.93</b>	<b>\$0.00</b>
2830	Prendas de protección para seguridad pública y na	\$0.00	\$1,317.93	\$1,317.93	\$1,317.93	\$1,317.93	\$1,317.93	\$1,317.93	\$0.00
2831	Prendas de protección para seguridad pública	\$0.00	\$1,317.93	\$1,317.93	\$1,317.93	\$1,317.93	\$1,317.93	\$1,317.93	\$0.00
<b>2900</b>	<b>HERRAMIENTAS, REFACCIONES Y ACCESORIC</b>	<b>\$35,307.00</b>	<b>\$3,159.77</b>	<b>\$38,466.77</b>	<b>\$38,466.77</b>	<b>\$38,466.77</b>	<b>\$38,466.77</b>	<b>\$38,466.77</b>	<b>\$0.00</b>
2910	Herramientas menores	\$6,307.00	\$14,097.67	\$20,404.67	\$20,404.67	\$20,404.67	\$20,404.67	\$20,404.67	\$0.00
2911	Herramientas menores	\$6,307.00	\$14,097.67	\$20,404.67	\$20,404.67	\$20,404.67	\$20,404.67	\$20,404.67	\$0.00
2940	Refacciones y accesorios menores de equipo de t	\$7,000.00	-\$1,381.98	\$5,618.02	\$5,618.02	\$5,618.02	\$5,618.02	\$5,618.02	\$0.00
2941	Refacciones y accesorios menores para equipo de	\$7,000.00	-\$1,381.98	\$5,618.02	\$5,618.02	\$5,618.02	\$5,618.02	\$5,618.02	\$0.00
2960	Refacciones y accesorios menores de equipo de tr	\$22,000.00	-\$9,565.92	\$12,434.08	\$12,444.08	\$12,444.08	\$12,444.08	\$12,444.08	\$0.00
2961	Refacciones y accesorios menores de equipo de tr	\$22,000.00	-\$9,565.92	\$12,434.08	\$12,444.08	\$12,444.08	\$12,444.08	\$12,444.08	\$0.00
<b>3000</b>	<b>SERVICIOS GENERALES</b>	<b>\$2,284,834.00</b>	<b>\$758,968.21</b>	<b>\$3,043,802.21</b>	<b>\$3,043,802.21</b>	<b>\$3,043,802.21</b>	<b>\$3,043,802.21</b>	<b>\$3,043,802.21</b>	<b>\$0.00</b>
<b>3100</b>	<b>SERVICIOS BÁSICOS</b>	<b>\$423,093.00</b>	<b>-\$67,137.73</b>	<b>\$355,955.27</b>	<b>\$355,955.27</b>	<b>\$355,955.27</b>	<b>\$355,955.27</b>	<b>\$355,955.27</b>	<b>\$0.00</b>
3110	Energía eléctrica	\$168,000.00	-\$67,355.47	\$100,644.53	\$100,644.53	\$100,644.53	\$100,644.53	\$100,644.53	\$0.00
3111	Energía eléctrica	\$168,000.00	-\$67,355.47	\$100,644.53	\$100,644.53	\$100,644.53	\$100,644.53	\$100,644.53	\$0.00
3120	Gas	\$700.00	-\$700.00	\$0.00	\$0.00	\$0.00	\$0.00	\$0.00	\$0.00
3121	GAS	\$700.00	-\$700.00	\$0.00	\$0.00	\$0.00	\$0.00	\$0.00	\$0.00
3130	Agua	\$2,193.00	\$2,157.00	\$4,350.00	\$4,350.00	\$4,350.00	\$4,350.00	\$4,350.00	\$0.00
3131	Agua	\$2,193.00	\$2,157.00	\$4,350.00	\$4,350.00	\$4,350.00	\$4,350.00	\$4,350.00	\$0.00
3140	Telefonía Tradicional	\$10,800.00	-\$44.00	\$10,756.00	\$10,756.00	\$10,756.00	\$10,756.00	\$10,756.00	\$0.00
3141	Telefonía tradicional	\$10,800.00	-\$44.00	\$10,756.00	\$10,756.00	\$10,756.00	\$10,756.00	\$10,756.00	\$0.00
3170	Servicios de acceso a Internet, redes y procesami	\$240,000.00	\$0.00	\$240,000.00	\$240,000.00	\$240,000.00	\$240,000.00	\$240,000.00	\$0.00



Usu: supervisor

Rep: rpt:EstadoAnaliticoPresupuestoEgresos

Ejercicio del Presupuesto		Egresos Aprobado	Ampliaciones / (Reducciones)	Egresos Modificado	Egresos Comprometido	Egresos Devengado	Egresos Ejercido	Pagado	Subejercicio
3171	Servicio de internet y redes	\$240,000.00	\$0.00	\$240,000.00	\$240,000.00	\$240,000.00	\$240,000.00	\$240,000.00	\$0.00
3180	Servicios postales y telegráficos	\$1,400.00	-\$1,195.26	\$204.74	\$204.74	\$204.74	\$204.74	\$204.74	\$0.00
3181	Servicios postales y telegráficos	\$1,400.00	-\$1,195.26	\$204.74	\$204.74	\$204.74	\$204.74	\$204.74	\$0.00
<b>3200</b>	<b>SERVICIOS DE ARRENDAMIENTO</b>	<b>\$30,000.00</b>	<b>\$38,162.21</b>	<b>\$68,162.21</b>	<b>\$68,162.21</b>	<b>\$68,162.21</b>	<b>\$68,162.21</b>	<b>\$68,162.21</b>	<b>\$0.00</b>
3270	Arrendamiento de activos intangibles	\$20,000.00	\$18,848.01	\$38,848.01	\$38,848.01	\$38,848.01	\$38,848.01	\$38,848.01	\$0.00
3271	Arrendamiento de activos intangibles	\$20,000.00	\$18,848.01	\$38,848.01	\$38,848.01	\$38,848.01	\$38,848.01	\$38,848.01	\$0.00
3290	Otros arrendamientos	\$10,000.00	\$19,314.20	\$29,314.20	\$29,314.20	\$29,314.20	\$29,314.20	\$29,314.20	\$0.00
3291	Otros arrendamientos	\$10,000.00	\$19,314.20	\$29,314.20	\$29,314.20	\$29,314.20	\$29,314.20	\$29,314.20	\$0.00
<b>3300</b>	<b>SERVICIOS PROFESIONALES, CIENTÍFICOS, TÉ</b>	<b>\$1,121,800.00</b>	<b>\$418,507.33</b>	<b>\$1,540,307.33</b>	<b>\$1,540,307.33</b>	<b>\$1,540,307.33</b>	<b>\$1,540,307.33</b>	<b>\$1,540,307.33</b>	<b>\$0.00</b>
3310	Servicios legales, de contabilidad, auditoría y relac	\$319,000.00	\$79,727.96	\$398,727.96	\$398,727.96	\$398,727.96	\$398,727.96	\$398,727.96	\$0.00
3311	Servicios legales, de contabilidad, auditoría y relac	\$319,000.00	\$79,727.96	\$398,727.96	\$398,727.96	\$398,727.96	\$398,727.96	\$398,727.96	\$0.00
3320	Servicios de diseño, arquitectura, ingeniería y acti	\$0.00	\$5,136.48	\$5,136.48	\$5,136.48	\$5,136.48	\$5,136.48	\$5,136.48	\$0.00
3321	Servicios de diseño, arquitectura, ingeniería y acti	\$0.00	\$5,136.48	\$5,136.48	\$5,136.48	\$5,136.48	\$5,136.48	\$5,136.48	\$0.00
3330	Servicios de consultoría administrativa, procesos,	\$64,600.00	-\$40,915.60	\$23,684.40	\$23,684.40	\$23,684.40	\$23,684.40	\$23,684.40	\$0.00
3331	Servicios de consultoría administrativa y científica	\$64,600.00	-\$40,915.60	\$23,684.40	\$23,684.40	\$23,684.40	\$23,684.40	\$23,684.40	\$0.00
3340	Servicios de capacitación	\$70,400.00	\$341,477.30	\$411,877.30	\$411,877.30	\$411,877.30	\$411,877.30	\$411,877.30	\$0.00
3341	Servicios de capacitación	\$70,400.00	\$341,477.30	\$411,877.30	\$411,877.30	\$411,877.30	\$411,877.30	\$411,877.30	\$0.00
3360	Servicios de apoyo administrativo, traducción, fotc	\$2,800.00	\$24,670.21	\$27,470.21	\$27,470.21	\$27,470.21	\$27,470.21	\$27,470.21	\$0.00
3361	Servicios de apoyo administrativo y secretarial	\$2,800.00	\$24,670.21	\$27,470.21	\$27,470.21	\$27,470.21	\$27,470.21	\$27,470.21	\$0.00
3380	Servicios de vigilancia	\$450,000.00	\$10,560.26	\$460,560.26	\$460,560.26	\$460,560.26	\$460,560.26	\$460,560.26	\$0.00
3381	Servicios de vigilancia	\$450,000.00	\$10,560.26	\$460,560.26	\$460,560.26	\$460,560.26	\$460,560.26	\$460,560.26	\$0.00
3390	Servicios profesionales, científicos y técnicoicos inte	\$215,000.00	-\$2,149.28	\$212,850.72	\$212,850.72	\$212,850.72	\$212,850.72	\$212,850.72	\$0.00
3391	Servicios profesionales, científicos y técnicos integ	\$215,000.00	-\$2,149.28	\$212,850.72	\$212,850.72	\$212,850.72	\$212,850.72	\$212,850.72	\$0.00
<b>3400</b>	<b>SERVICIOS FINANCIEROS, BANCARIOS Y COM</b>	<b>\$39,500.00</b>	<b>\$4,677.99</b>	<b>\$44,177.99</b>	<b>\$44,177.99</b>	<b>\$44,177.99</b>	<b>\$44,177.99</b>	<b>\$44,177.99</b>	<b>\$0.00</b>
3410	Servicios financieros y bancarios	\$8,000.00	\$8,751.22	\$16,751.22	\$16,751.22	\$16,751.22	\$16,751.22	\$16,751.22	\$0.00
3411	Servicios financieros y bancarios	\$8,000.00	\$8,751.22	\$16,751.22	\$16,751.22	\$16,751.22	\$16,751.22	\$16,751.22	\$0.00
3450	Seguro de bienes patrimoniales	\$31,500.00	-\$4,073.23	\$27,426.77	\$27,426.77	\$27,426.77	\$27,426.77	\$27,426.77	\$0.00
3451	Seguro de bienes patrimoniales	\$31,500.00	-\$4,073.23	\$27,426.77	\$27,426.77	\$27,426.77	\$27,426.77	\$27,426.77	\$0.00
<b>3500</b>	<b>SERVICIOS DE INSTALACIÓN, REPARACIÓN, M</b>	<b>\$60,120.00</b>	<b>\$33,008.51</b>	<b>\$93,128.51</b>	<b>\$93,128.51</b>	<b>\$93,128.51</b>	<b>\$93,128.51</b>	<b>\$93,128.51</b>	<b>\$0.00</b>
3510	Conservación y mantenimiento menor de inmueble	\$0.00	\$14,307.31	\$14,307.31	\$14,307.31	\$14,307.31	\$14,307.31	\$14,307.31	\$0.00
3511	Conservación y mantenimiento menor de inmueble	\$0.00	\$14,307.31	\$14,307.31	\$14,307.31	\$14,307.31	\$14,307.31	\$14,307.31	\$0.00
3520	Instalación, reparación y mantenimiento de mobili	\$0.00	\$2,300.00	\$2,300.00	\$2,300.00	\$2,300.00	\$2,300.00	\$2,300.00	\$0.00
3521	Instalación, reparación y mantenimiento de mobili	\$0.00	\$2,300.00	\$2,300.00	\$2,300.00	\$2,300.00	\$2,300.00	\$2,300.00	\$0.00
3530	Instalación, reparación y mantenimiento de equipc	\$3,000.00	\$2,452.00	\$5,452.00	\$5,452.00	\$5,452.00	\$5,452.00	\$5,452.00	\$0.00



Usr: supervisor

Rep: rptEstadoAnalíticoPresupuestoEgresos


Ejercicio del Presupuesto		Egresos Aprobado	Ampliaciones / (Reducciones)	Egresos Modificado	Egresos Comprometido	Egresos Devengado	Egresos Ejercido	Pagado	Subejercicio
3531	Instalación, reparación y mantenimiento de equipc	\$3,000.00	\$2,452.00	\$5,452.00	\$5,452.00	\$5,452.00	\$5,452.00	\$5,452.00	\$0.00
3540	Instalación, reparación y mantenimiento de equipc	\$2,000.00	\$8,324.00	\$10,324.00	\$10,324.00	\$10,324.00	\$10,324.00	\$10,324.00	\$0.00
3541	Instalación, reparación y mantenimiento de equipc	\$2,000.00	\$8,324.00	\$10,324.00	\$10,324.00	\$10,324.00	\$10,324.00	\$10,324.00	\$0.00
3550	Reparación y mantenimiento de equipo de transpo	\$18,000.00	-\$3,335.80	\$14,664.20	\$14,664.20	\$14,664.20	\$14,664.20	\$14,664.20	\$0.00
3551	Reparación y mantenimiento de equipo de transpo	\$18,000.00	-\$3,335.80	\$14,664.20	\$14,664.20	\$14,664.20	\$14,664.20	\$14,664.20	\$0.00
3580	Servicios de limpieza y manejo de desechos	\$37,120.00	\$8,961.00	\$46,081.00	\$46,081.00	\$46,081.00	\$46,081.00	\$46,081.00	\$0.00
3581	Servicios de limpieza y manejo de desechos	\$37,120.00	\$8,961.00	\$46,081.00	\$46,081.00	\$46,081.00	\$46,081.00	\$46,081.00	\$0.00
<b>3600</b>	<b>SERVICIOS DE COMUNICACIÓN SOCIAL Y PUB</b>	<b>\$10,000.00</b>	<b>\$89,339.50</b>	<b>\$99,339.50</b>	<b>\$99,339.50</b>	<b>\$99,339.50</b>	<b>\$99,339.50</b>	<b>\$99,339.50</b>	<b>\$0.00</b>
3620	Difusión por radio,televisión y otros medios de me	\$10,000.00	\$89,339.50	\$99,339.50	\$99,339.50	\$99,339.50	\$99,339.50	\$99,339.50	\$0.00
3621	Servicios de difusión para la comercialización de t	\$10,000.00	\$89,339.50	\$99,339.50	\$99,339.50	\$99,339.50	\$99,339.50	\$99,339.50	\$0.00
<b>3700</b>	<b>Servicios de traslados y viáticos</b>	<b>\$110,321.00</b>	<b>\$48,794.97</b>	<b>\$159,115.97</b>	<b>\$159,115.97</b>	<b>\$159,115.97</b>	<b>\$159,115.97</b>	<b>\$159,115.97</b>	<b>\$0.00</b>
3710	Pasajes aéreos	\$10,500.00	-\$6,124.00	\$4,376.00	\$4,376.00	\$4,376.00	\$4,376.00	\$4,376.00	\$0.00
3711	Pasajes aéreos nacionales	\$10,500.00	-\$6,124.00	\$4,376.00	\$4,376.00	\$4,376.00	\$4,376.00	\$4,376.00	\$0.00
3720	Pasajes terrestres	\$19,232.00	-\$8,261.20	\$10,970.80	\$10,970.80	\$10,970.80	\$10,970.80	\$10,970.80	\$0.00
3721	Pasajes terrestres nacionales	\$19,232.00	-\$8,261.20	\$10,970.80	\$10,970.80	\$10,970.80	\$10,970.80	\$10,970.80	\$0.00
3750	Viáticos en el país	\$80,589.00	\$63,180.17	\$143,769.17	\$143,769.17	\$143,769.17	\$143,769.17	\$143,769.17	\$0.00
3751	Viáticos en el país	\$80,589.00	\$63,180.17	\$143,769.17	\$143,769.17	\$143,769.17	\$143,769.17	\$143,769.17	\$0.00
<b>3800</b>	<b>SERVICIOS OFICIALES</b>	<b>\$26,000.00</b>	<b>\$39,878.88</b>	<b>\$65,878.88</b>	<b>\$65,878.88</b>	<b>\$65,878.88</b>	<b>\$65,878.88</b>	<b>\$65,878.88</b>	<b>\$0.00</b>
3820	Gastos de orden social y cultural	\$26,000.00	\$39,878.88	\$65,878.88	\$65,878.88	\$65,878.88	\$65,878.88	\$65,878.88	\$0.00
3821	Gastos de orden social y cultural	\$26,000.00	\$39,878.88	\$65,878.88	\$65,878.88	\$65,878.88	\$65,878.88	\$65,878.88	\$0.00
<b>3900</b>	<b>OTROS SERVICIOS GENERALES</b>	<b>\$464,000.00</b>	<b>\$153,736.55</b>	<b>\$617,736.55</b>	<b>\$617,736.55</b>	<b>\$617,736.55</b>	<b>\$617,736.55</b>	<b>\$617,736.55</b>	<b>\$0.00</b>
3920	Impuestos y derechos	\$113,000.00	\$56,369.46	\$169,369.46	\$169,369.46	\$169,369.46	\$169,369.46	\$169,369.46	\$0.00
3921	Impuestos y derechos	\$113,000.00	\$56,369.46	\$169,369.46	\$169,369.46	\$169,369.46	\$169,369.46	\$169,369.46	\$0.00
3980	Impuesto sobre nóminas y otros que se deriven de	\$351,000.00	\$97,367.09	\$448,367.09	\$448,367.09	\$448,367.09	\$448,367.09	\$448,367.09	\$0.00
3981	Impuesto sobre nóminas (2%)	\$351,000.00	\$97,367.09	\$448,367.09	\$448,367.09	\$448,367.09	\$448,367.09	\$448,367.09	\$0.00
<b>4000</b>	<b>TRANSFERENCIAS, ASIGNACIONES, SUE</b>	<b>\$10,000.00</b>	<b>-\$7,513.00</b>	<b>\$2,487.00</b>	<b>\$2,487.00</b>	<b>\$2,487.00</b>	<b>\$2,487.00</b>	<b>\$2,487.00</b>	<b>\$0.00</b>
<b>4400</b>	<b>AYUDAS SOCIALES</b>	<b>\$10,000.00</b>	<b>-\$7,513.00</b>	<b>\$2,487.00</b>	<b>\$2,487.00</b>	<b>\$2,487.00</b>	<b>\$2,487.00</b>	<b>\$2,487.00</b>	<b>\$0.00</b>
4420	Becas y otras ayudas para programas de capacita	\$10,000.00	-\$7,513.00	\$2,487.00	\$2,487.00	\$2,487.00	\$2,487.00	\$2,487.00	\$0.00
4421	Becas y otras ayudas para programas de capacita	\$10,000.00	-\$7,513.00	\$2,487.00	\$2,487.00	\$2,487.00	\$2,487.00	\$2,487.00	\$0.00
<b>5000</b>	<b>BIENES MUEBLES, INMUEBLES E INTAN</b>	<b>\$0.00</b>	<b>\$60,731.02</b>	<b>\$60,731.02</b>	<b>\$60,731.02</b>	<b>\$60,731.02</b>	<b>\$60,731.02</b>	<b>\$60,731.02</b>	<b>\$0.00</b>
<b>5100</b>	<b>MOBILIARIO Y EQUIPO DE ADMINISTRACIÓN</b>	<b>\$0.00</b>	<b>\$57,384.32</b>	<b>\$57,384.32</b>	<b>\$57,384.32</b>	<b>\$57,384.32</b>	<b>\$57,384.32</b>	<b>\$57,384.32</b>	<b>\$0.00</b>
5110	Muebles de oficina y estantería	\$0.00	\$35,185.32	\$35,185.32	\$35,185.32	\$35,185.32	\$35,185.32	\$35,185.32	\$0.00
5111	Muebles de oficina	\$0.00	\$35,185.32	\$35,185.32	\$35,185.32	\$35,185.32	\$35,185.32	\$35,185.32	\$0.00
5150	Equipos de cómputo y de tecnologías de la inform	\$0.00	\$17,000.00	\$17,000.00	\$17,000.00	\$17,000.00	\$17,000.00	\$17,000.00	\$0.00




Usr: supervisor

Rep: rpt:EstadoAnaliticoPresupuestoEgresos


Ejercicio del Presupuesto	Egresos Aprobado	Ampliaciones / (Reducciones)	Egresos Modificado	Egresos Comprometido	Egresos Devengado	Egresos Ejercido	Pagado	Subejercicio
5152 Refacciones y accesorios mayores para equipo de	\$0.00	\$17,000.00	\$17,000.00	\$17,000.00	\$17,000.00	\$17,000.00	\$17,000.00	\$0.00
5190 Otro mobiliario y equipo de administración	\$0.00	\$5,199.00	\$5,199.00	\$5,199.00	\$5,199.00	\$5,199.00	\$5,199.00	\$0.00
5191 Mobiliario y equipo para el desarrollo de actividad	\$0.00	\$5,199.00	\$5,199.00	\$5,199.00	\$5,199.00	\$5,199.00	\$5,199.00	\$0.00
<b>5600 MAQUINARIA, OTROS EQUIPOS Y HERRAMIENTAS</b>	<b>\$0.00</b>	<b>\$3,346.70</b>	<b>\$3,346.70</b>	<b>\$3,346.70</b>	<b>\$3,346.70</b>	<b>\$3,346.70</b>	<b>\$3,346.70</b>	<b>\$0.00</b>
5620 Maquinaria y equipo industrial	\$0.00	\$3,346.70	\$3,346.70	\$3,346.70	\$3,346.70	\$3,346.70	\$3,346.70	\$0.00
5621 Maquinaria y equipo industrial	\$0.00	\$3,346.70	\$3,346.70	\$3,346.70	\$3,346.70	\$3,346.70	\$3,346.70	\$0.00
<b>Total</b>	<b>\$23,329,434.00</b>	<b>-\$1,415,603.57</b>	<b>\$21,913,830.43</b>	<b>\$21,913,830.43</b>	<b>\$21,913,830.43</b>	<b>\$21,913,830.43</b>	<b>\$21,913,830.43</b>	<b>\$0.00</b>



DR. SERGIO LÓPEZ MORENO  
DIRECTOR GENERAL



M.A. JOSÉ HERMINIO GONZÁLEZ PÉREZ  
SUBDIRECCIÓN DE SERVICIOS ADMINISTRATIVOS



C.P. CRISTIAN MANUEL REYES CONTRERAS  
RECURSOS FINANCIEROS