


INSTITUTO TECNOLÓGICO SUPERIOR DE TLATLAUQUITEPEC
ESTADO DE PUEBLA


Estado Analítico de Ingresos Presupuestales


Al 31/dic/2020

Usu: supervisor
Rep: rptEstadoPresupuestoIngresos

Fuente de Ingresos	Ley de Ingresos Estimada	Ampliaciones / (Reducciones)	Ley de Ingresos Modificada	Ingresos Devengados	Ingresos Recaudados	Devengado Por Recaudar	Avance de Recaudación (Recaudación / Estimación)
73 <u>INGRESOS POR VENTA DE BIENES Y PRESTACIÓN DE S</u>	\$0.00	\$122.20	\$122.20	\$122.20	\$122.20	\$0.00	100.00 %
Ingreso por venta de Servicios de organismos Descentraliza	\$0.00	\$122.20	\$122.20	\$122.20	\$122.20	\$0.00	100.00 %
INGRESOS PROPIOS DL ITSTL	\$0.00	\$122.20	\$122.20	\$122.20	\$122.20	\$0.00	100.00 %
OTROS	\$0.00	\$122.20	\$122.20	\$122.20	\$122.20	\$0.00	100.00 %
93 <u>SUBSIDIOS Y SUBVENCIONES</u>	\$23,329,434.00	\$5,673,781.19	\$29,003,215.19	\$23,917,872.09	\$23,917,872.09	\$0.00	82.46 %
SUBSIDIO FEDERAL	\$11,066,106.00	\$4,906,219.19	\$15,972,325.19	\$11,288,412.21	\$11,288,412.21	\$0.00	70.67 %
FEDERAL CAPITULO 1000	\$9,998,815.00	\$0.00	\$9,998,815.00	\$5,324,902.02	\$5,324,902.02	\$0.00	53.25 %
FEDERAL CAPITULO 2000	\$431,371.00	\$2,502,884.10	\$2,934,255.10	\$2,934,255.10	\$2,934,255.10	\$0.00	100.00 %
FEDERAL CAPITULO 3000	\$625,920.00	\$2,403,335.09	\$3,029,255.09	\$3,029,255.09	\$3,029,255.09	\$0.00	100.00 %
FEDERAL CAPITULO 4000	\$10,000.00	\$0.00	\$10,000.00	\$0.00	\$0.00	\$0.00	0.00 %
SUBSIDIO ESTATAL	\$10,525,850.00	\$767,562.00	\$11,293,412.00	\$11,288,412.00	\$11,288,412.00	\$0.00	99.95 %
ESTATAL CAPITULO 1000	\$10,525,850.00	\$27,306.00	\$10,553,156.00	\$10,553,156.00	\$10,553,156.00	\$0.00	100.00 %
ESTATAL CAPITULO 2000	\$0.00	\$282,756.00	\$282,756.00	\$282,756.00	\$282,756.00	\$0.00	100.00 %
ESTATAL CAPITULO 3000	\$0.00	\$452,500.00	\$452,500.00	\$452,500.00	\$452,500.00	\$0.00	100.00 %
ESTATAL CAPITULO 4000	\$0.00	\$5,000.00	\$5,000.00	\$0.00	\$0.00	\$0.00	0.00 %
PROPIOS	\$362,000.00	\$0.00	\$362,000.00	\$302,730.00	\$302,730.00	\$0.00	83.62 %
PROPIOS CAPITULO 2000	\$51,000.00	\$0.00	\$51,000.00	\$515.00	\$515.00	\$0.00	1.00 %
PROPIOS CAPITULO 3000	\$311,000.00	\$0.00	\$311,000.00	\$302,215.00	\$302,215.00	\$0.00	97.17 %
SUBSIDIO ESTATAL POR CAPTACIÓN DE DERECHOS	\$1,375,478.00	\$0.00	\$1,375,478.00	\$1,038,317.88	\$1,038,317.88	\$0.00	75.48 %
CAPTACIÓN CAPÍTULO 2000	\$27,564.00	\$0.00	\$27,564.00	\$0.00	\$0.00	\$0.00	0.00 %
CAPTACIÓN CAPITULO 3000	\$1,347,914.00	\$0.00	\$1,347,914.00	\$1,038,317.88	\$1,038,317.88	\$0.00	77.03 %
Total	\$23,329,434.00	\$5,673,903.39	\$29,003,337.39	\$23,917,994.29	\$23,917,994.29	\$0.00	82.46 %


DR. SERGIO LÓPEZ MORENO
DIRECTOR GENERAL


M.A. JOSÉ HERMINIO GONZALEZ PÉREZ
SUBDIRECCIÓN DE SERVICIOS ADMINISTRATIVOS


C.P. CRISTIAN MANUEL REYES CONTRERAS
RECURSOS FINANCIEROS

0000039